Please find herewith the latest published prices.

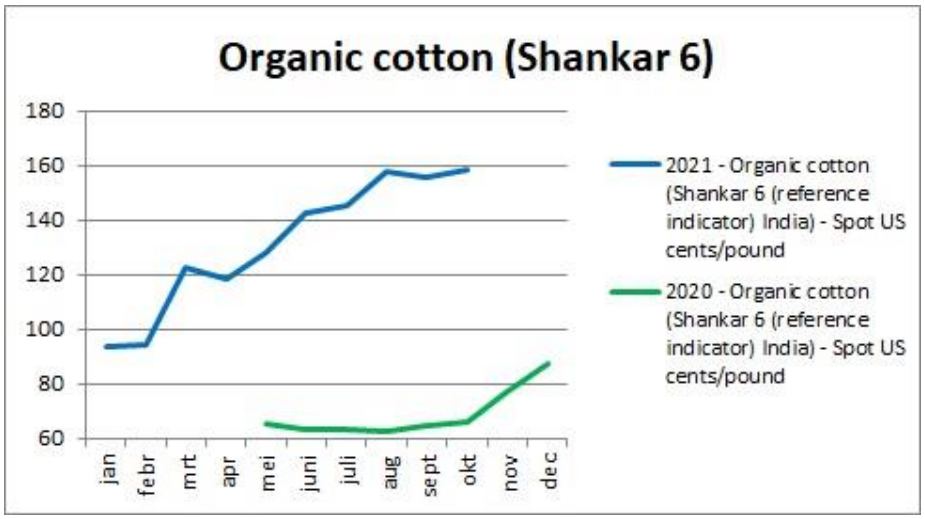

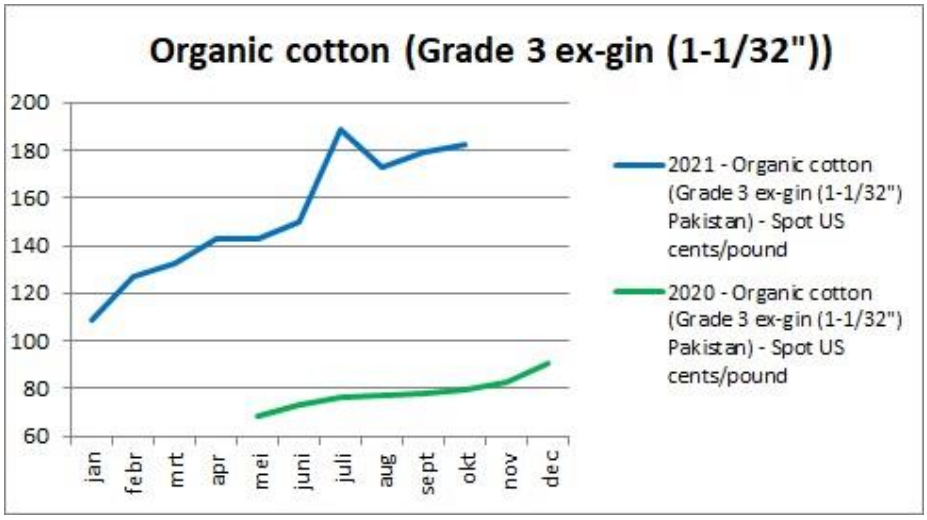

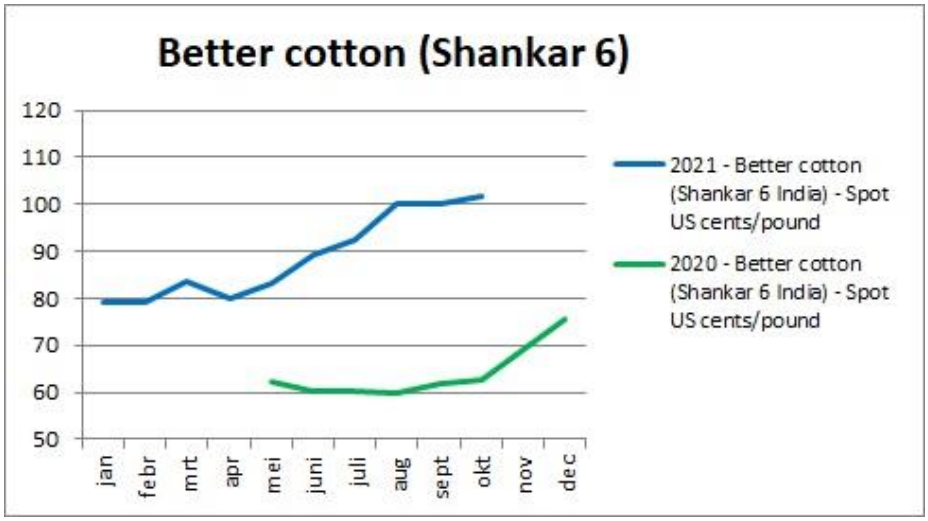

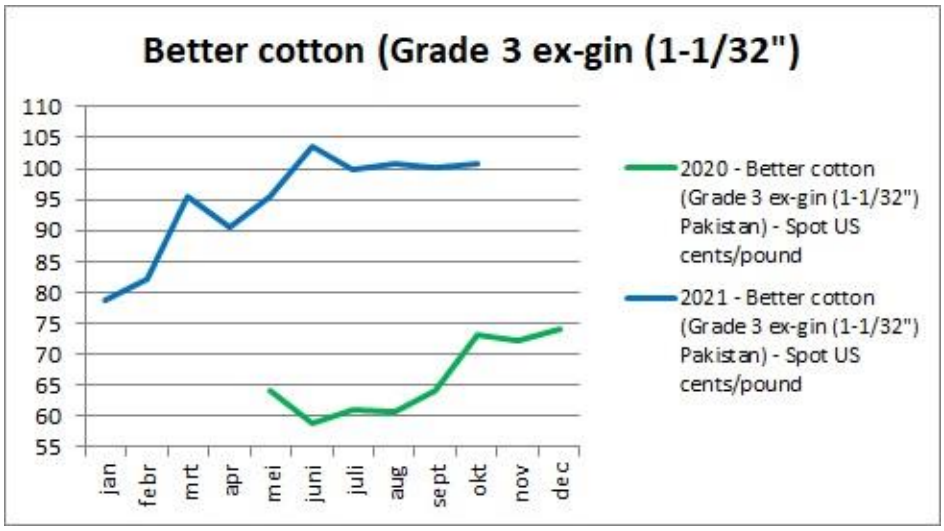
Better cotton (Grade 3 ex-gin (1-1/32")
110
105
100
95
90
85
80
75
70
65
60
55
jan
febr
mrt
apr
mei
juni
juli
aug
sept
okt
nov
dec
2020 - Better cotton (Grade 3 ex-gin (1-1/32") Pakistan) - Spot US cents/pound
2021 - Better cotton (Grade 3 ex-gin (1-1/32") Pakistan) - Spot US cents/pound

Recycled cotton (Shankar 6)
90
80
70
60
50
40
30
20
10
0
jan
febr
mrt
apr
mei
juni
juli
aug
sept
okt
nov
dec
2021 - Recycled cotton (Shankar 6 India) - Spot US cents/pound
2020 - Recycled cotton (Shankar 6 India) - Spot US cents/pound

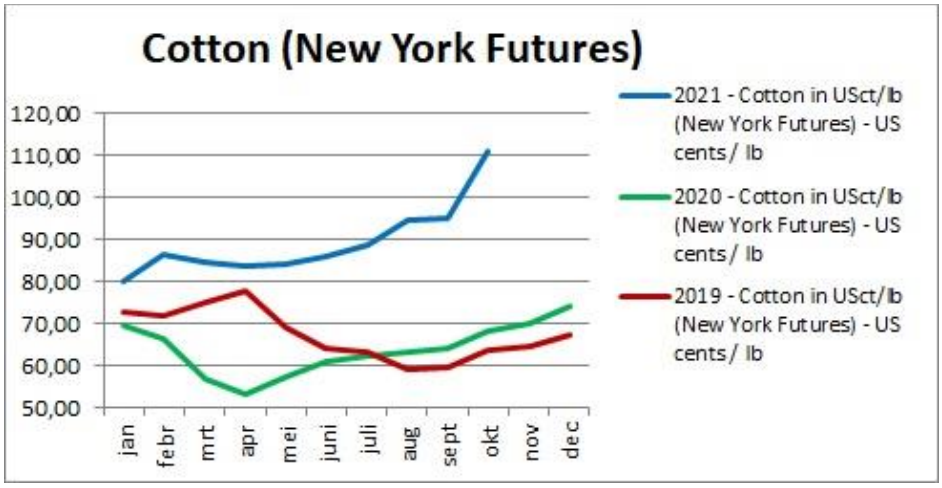
Cotton (New York Futures)
120,00
110,00
100,00
90,00
80,00
70,00
60,00
50,00
jan
febr
mrt
apr
mei
juni
juli
aug
sept
okt
nov
dec
2021 - Cotton in USct/lb (New York Futures) - US cents / lb
2020 - Cotton in USct/lb (New York Futures) - US cents / lb
2019 - Cotton in USct/lb (New York Futures) - US cents / lb

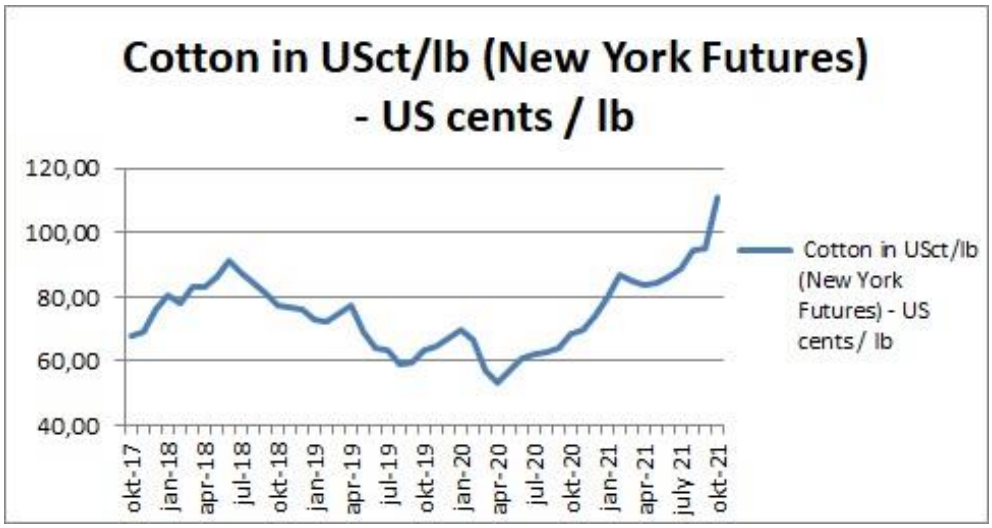
Cotton in USct/lb (New York Futures) - US cents / lb
120,00
100,00
80,00
60,00
40,00
okt-17
jan-18
apr-18
jul-18
okt-18
jan-19
apr-19
jul-19
okt-19
jan-20
apr-20
jul-20
okt-20
jan-21
apr-21
july 21
okt-21
Cotton in USct/lb (New York Futures) - US cents / lb

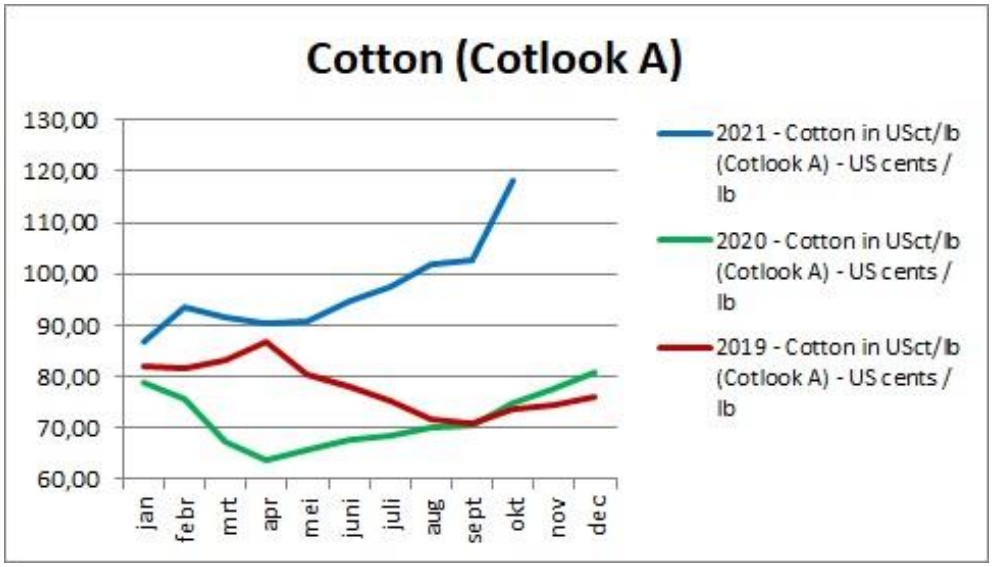
Cotton (Cotlook A)
130,00
120,00
110,00
100,00
90,00
80,00
70,00
60,00
jan
febr
mrt
apr
mei
juni
juli
aug
sept
okt
nov
dec
2021 - Cotton in USct/lb (Cotlook A) - US cents / lb
2020 - Cotton in USct/lb (Cotlook A) - US cents / lb
2019 - Cotton in USct/lb (Cotlook A) - US cents / lb

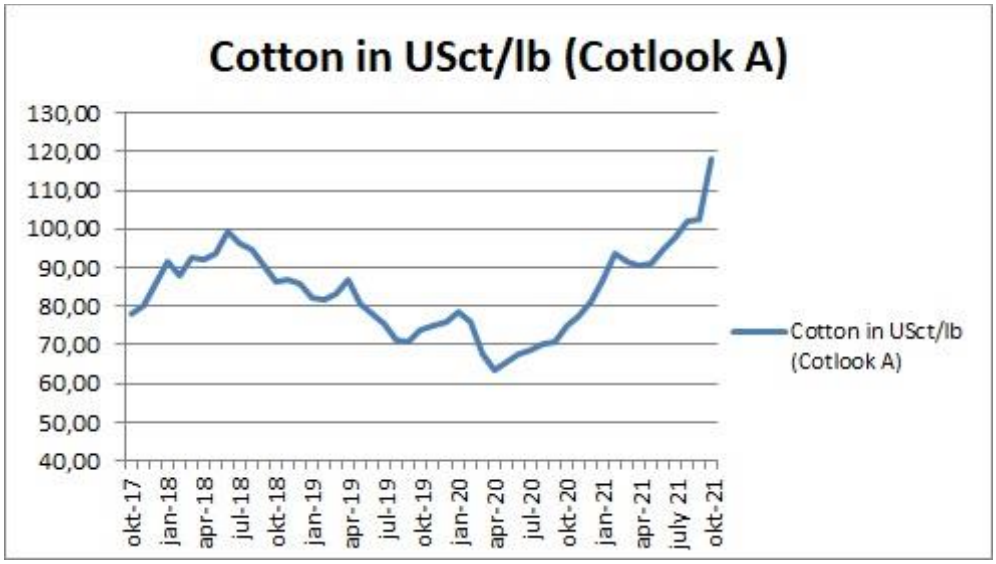
Cotton in USct/lb (Cotlook A)
130,00
120,00
110,00
100,00
90,00
80,00
70,00
60,00
50,00
40,00
okt-17
jan-18
apr-18
jul-18
okt-18
jan-19
apr-19
jul-19
okt-19
jan-20
apr-20
jul-20
okt-20
jan-21
apr-21
july 21
okt-21
Cotton in USct/lb (Cotlook A)

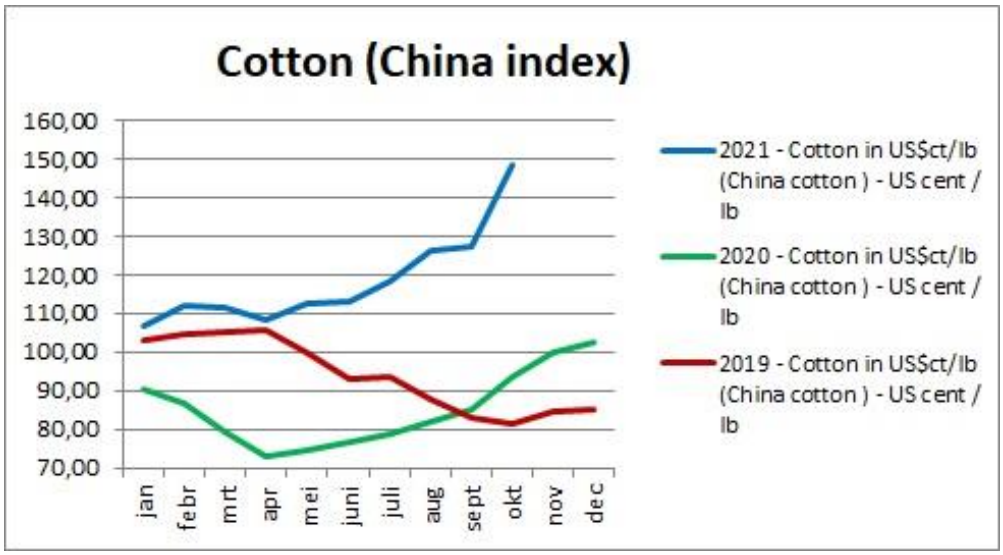
Cotton (China index)
160,00
150,00
140,00
130,00
120,00
110,00
100,00
90,00
80,00
70,00
jan
febr
mrt
apr
mei
juni
juli
aug
sept
okt
nov
dec
2021 - Cotton in US$ct/lb (China cotton) - US cent / lb
2020 - Cotton in US$ct/lb (China cotton) - US cent / lb
2019 - Cotton in US$ct/lb (China cotton) - US cent / lb

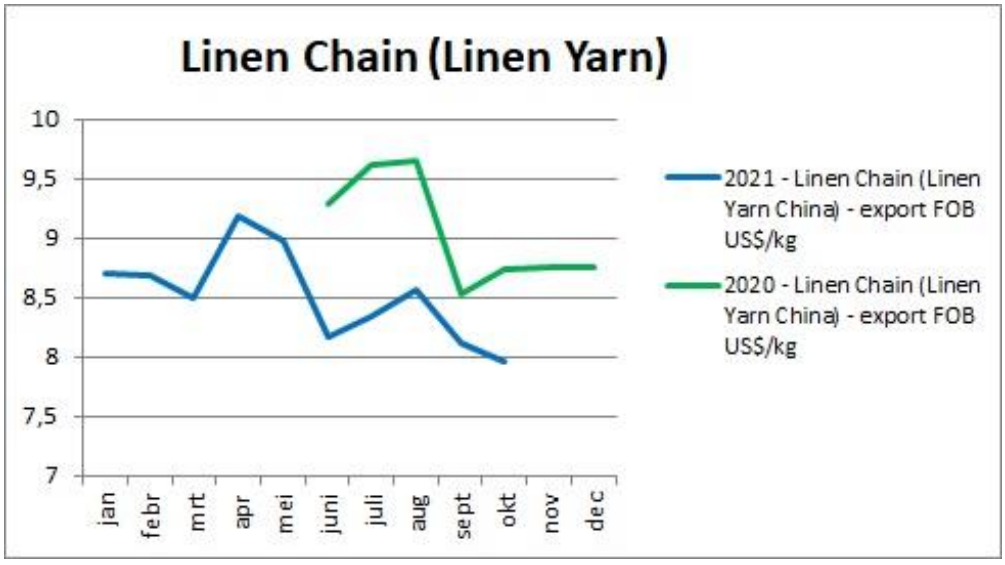
Linen Chain (Linen Yarn)
10
9,5
9
8,5
8
7,5
7
jan
febr
mrt
apr
mei
juni
juli
aug
sept
okt
nov
dec
2021 - Linen Chain (Linen Yarn China) - export FOB US$/kg
2020 - Linen Chain (Linen Yarn China) - export FOB US$/kg

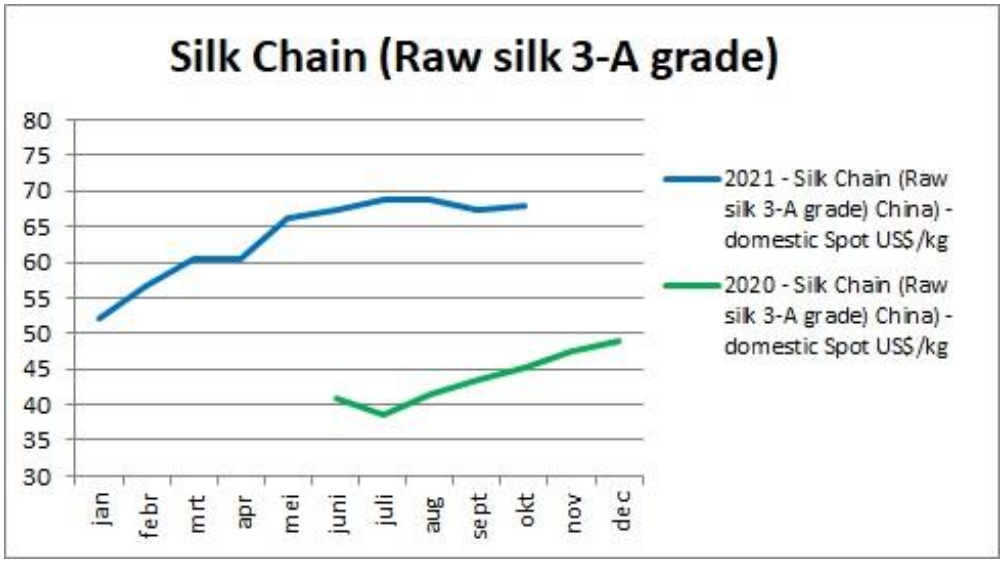
Silk Chain (Raw silk 3-A grade)
80
75
70
65
60
55
50
45
40
35
30
jan
febr
mrt
apr
mei
juni
juli
aug
sept
okt
nov
dec
2021 - Silk Chain (Raw silk 3-A grade) China) - domestic Spot US$/kg
2020 - Silk Chain (Raw silk 3-A grade) China) - domestic Spot US$/kg

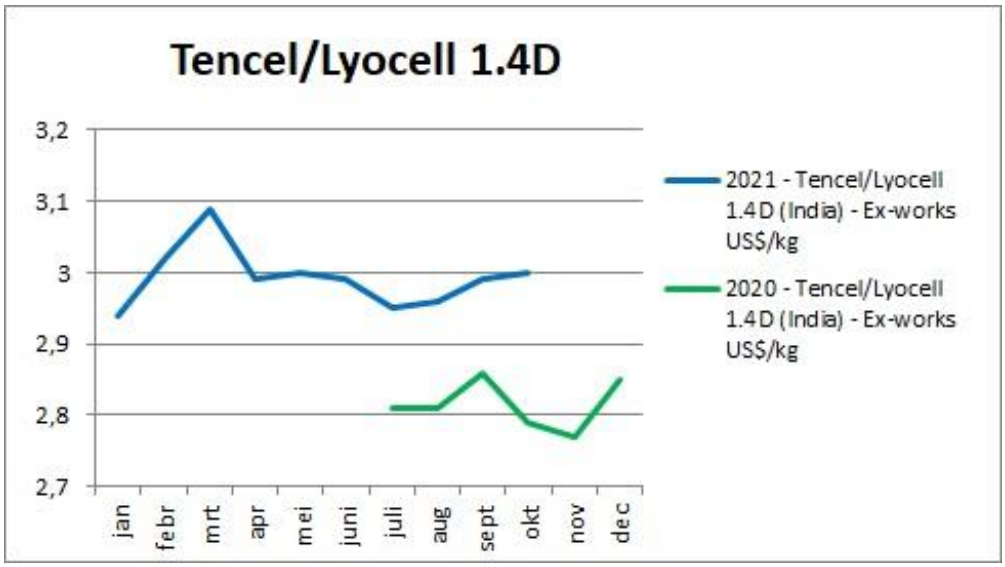
Tencel/Lyocell 1.4D
3,2
3,1
3
2,9
2,8
2,7
jan
febr
mrt
apr
mei
juni
juli
aug
sept
okt
nov
dec
2021 - Tencel/Lyocell 1.4D (India) - Ex-works US$/kg
2020 - Tencel/Lyocell 1.4D (India) - Ex-works US$/kg

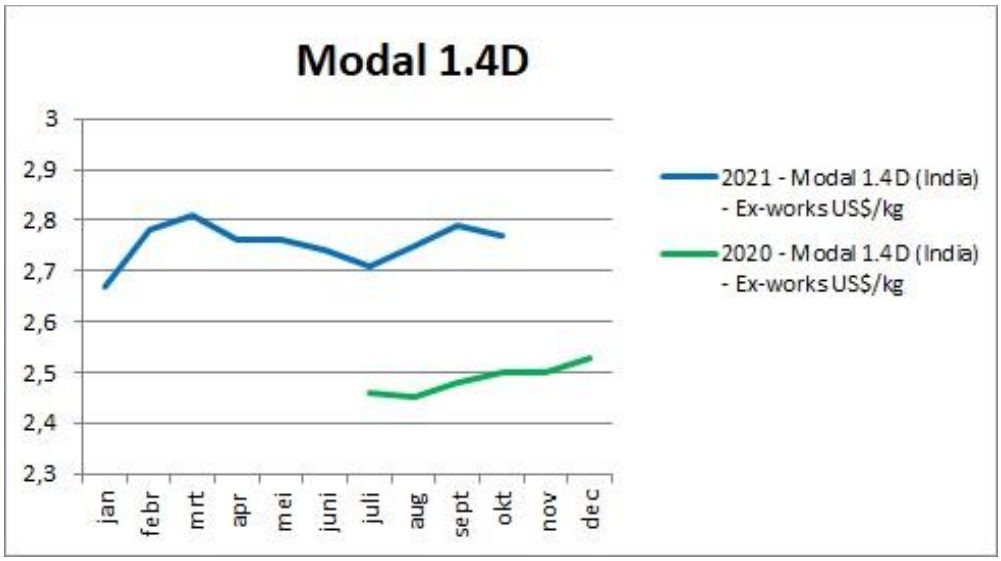
Modal 1.4D
3
2,9
2,8
2,7
2,6
2,5
2,4
2,3
jan
febr
mrt
apr
mei
juni
juli
aug
sept
okt
nov
dec
2021 - Modal 1.4D (India) - Ex-works US$/kg
2020 - Modal 1.4D (India) - Ex-works US$/kg

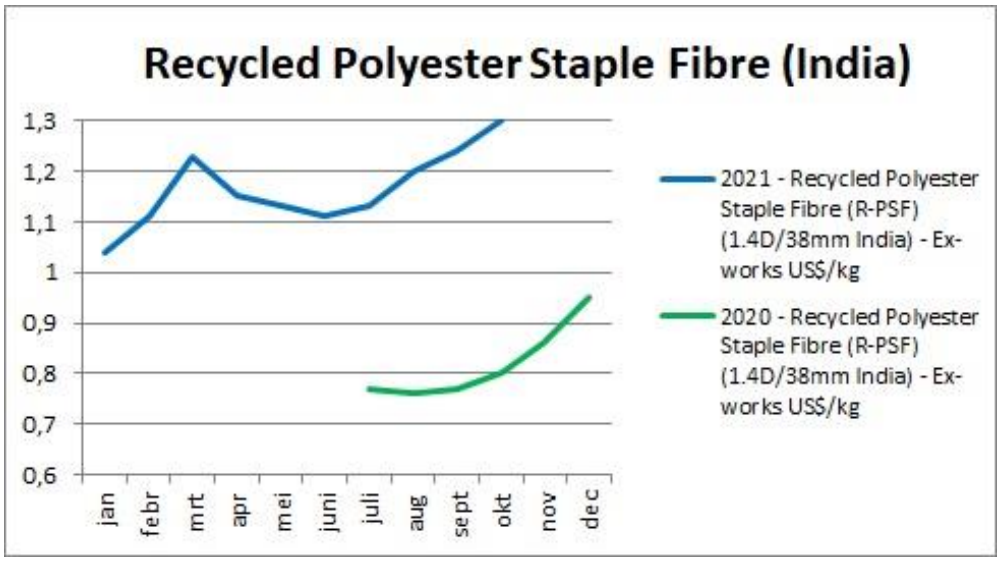
Recycled Polyester Staple Fibre (India)
1,3
1,2
1,1
1
0,9
0,8
0,7
0,6
jan
febr
mrt
apr
mei
juni
juli
aug
sept
okt
nov
dec
2021 - Recycled Polyester Staple Fibre (R-PSF) (1.4D/38mm India) - Ex-works US$/kg
2020 - Recycled Polyester Staple Fibre (R-PSF) (1.4D/38mm India) - Ex-works US$/kg

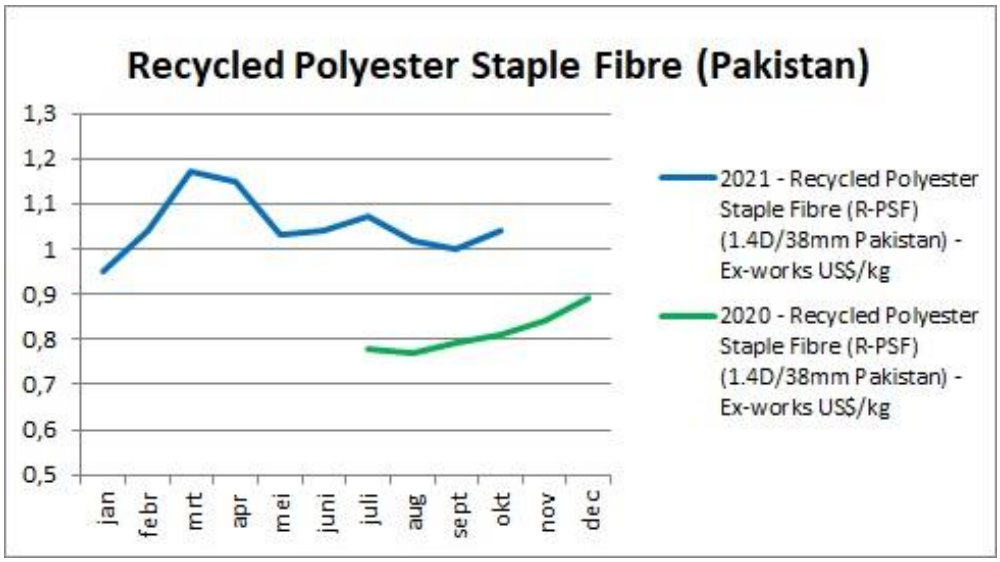
Recycled Polyester Staple Fibre (Pakistan)
1,3
1,2
1,1
1
0,9
0,8
0,7
0,6
0,5
jan
febr
mrt
apr
mei
juni
juli
aug
sept
okt
nov
dec
2021 - Recycled Polyester Staple Fibre (R-PSF) (1.4D/38mm Pakistan) - Ex-works US$/kg
2020 - Recycled Polyester Staple Fibre (R-PSF) (1.4D/38mm Pakistan) - Ex-works US$/kg

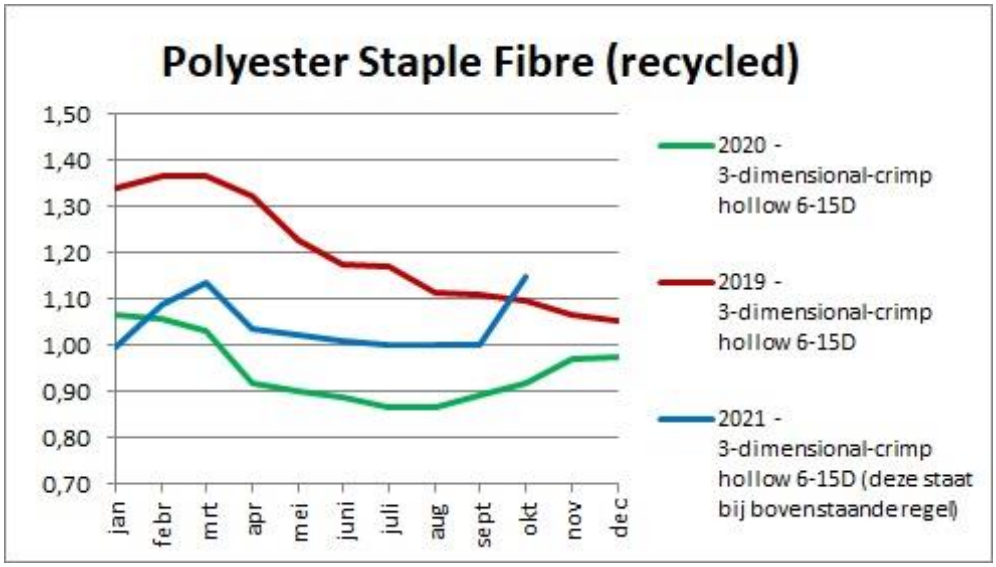
Polyester Staple Fibre (recycled)
1,50
1,40
1,30
1,20
1,10
1,00
0,90
0,80
0,70
jan
febr
mrt
apr
mei
juni
juli
aug
sept
okt
nov
dec
2020 - 3-dimensional-crimp hollow 6-15D
2019 - 3-dimensional-crimp hollow 6-15D
2021 - 3-dimensional-crimp hollow 6-15D (deze staat bij bovenstaande regel)

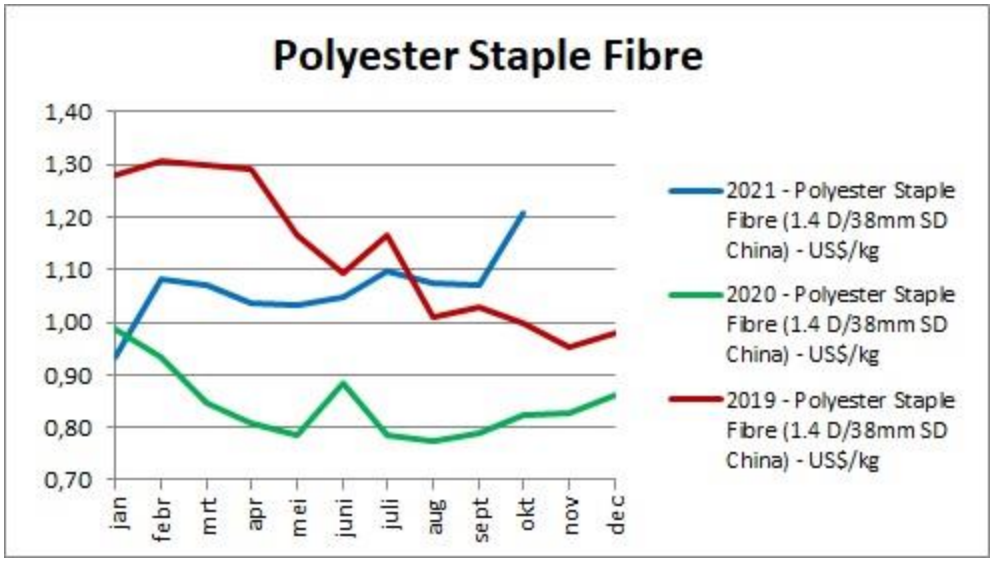
Polyester Staple Fibre
1,40
1,30
1,20
1,10
1,00
0,90
0,80
0,70
jan
febr
mrt
apr
mei
juni
juli
aug
sept
okt
nov
dec
2021 - Polyester Staple Fibre (1.4 D/38mm SD China) - US$/kg
2020 - Polyester Staple Fibre (1.4 D/38mm SD China) - US$/kg
2019 - Polyester Staple Fibre (1.4 D/38mm SD China) - US$/kg

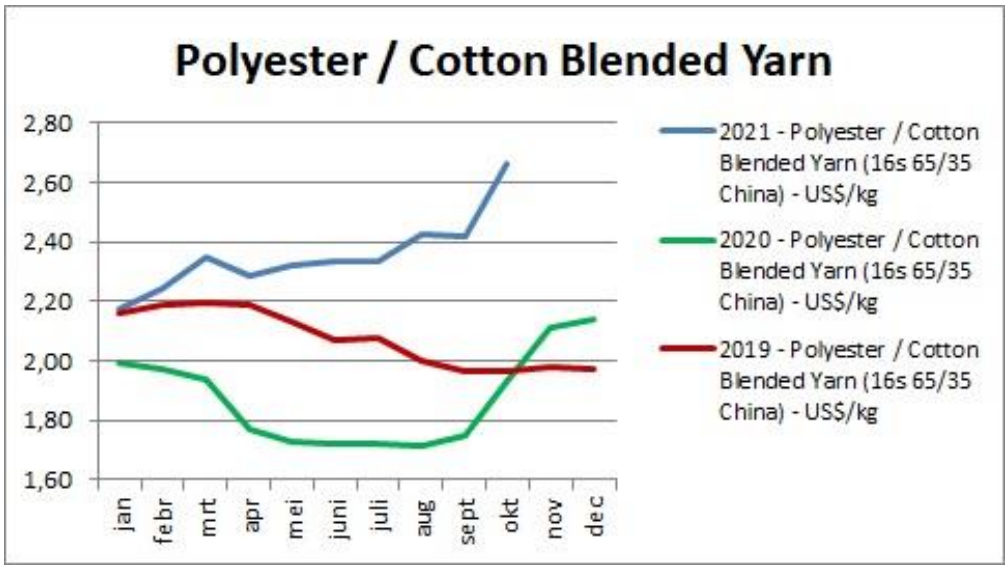
Polyester / Cotton Blended Yarn
2,80
2,60
2,40
2,20
2,00
1,80
1,60
jan
febr
mrt
apr
mei
juni
juli
aug
sept
okt
nov
dec
2021 - Polyester / Cotton Blended Yarn (16s 65/35 China) - US$/kg
2020 - Polyester / Cotton Blended Yarn (16s 65/35 China) - US$/kg
2019 - Polyester / Cotton Blended Yarn (16s 65/35 China) - US$/kg

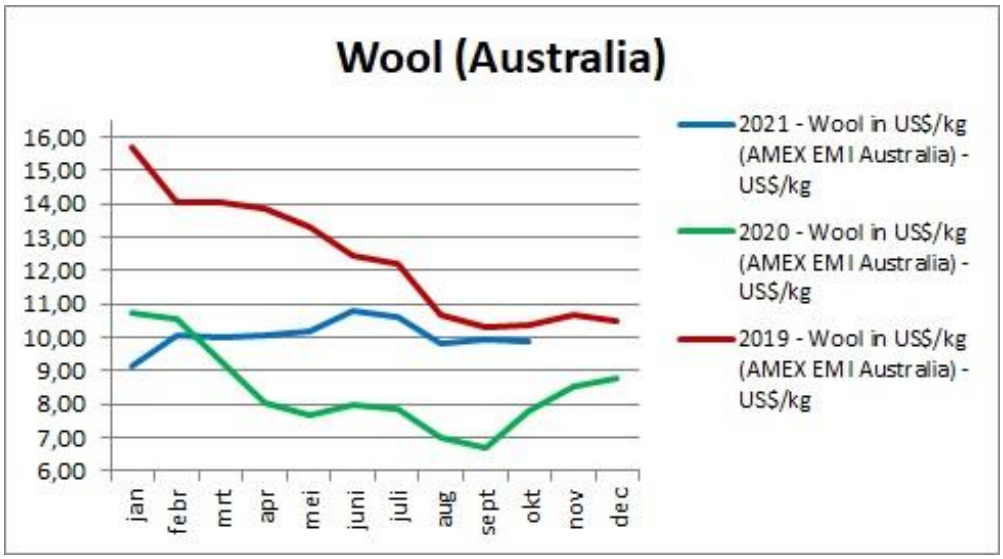
Wool (Australia)
16,00
15,00
14,00
13,00
12,00
11,00
10,00
9,00
8,00
7,00
6,00
jan
febr
mrt
apr
mei
juni
juli
aug
sept
okt
nov
dec
2021 - Wool in US$/kg (AMEX EMI Australia) - US$/kg
2020 - Wool in US$/kg (AMEX EMI Australia) - US$/kg
2019 - Wool in US$/kg (AMEX EMI Australia) - US$/kg

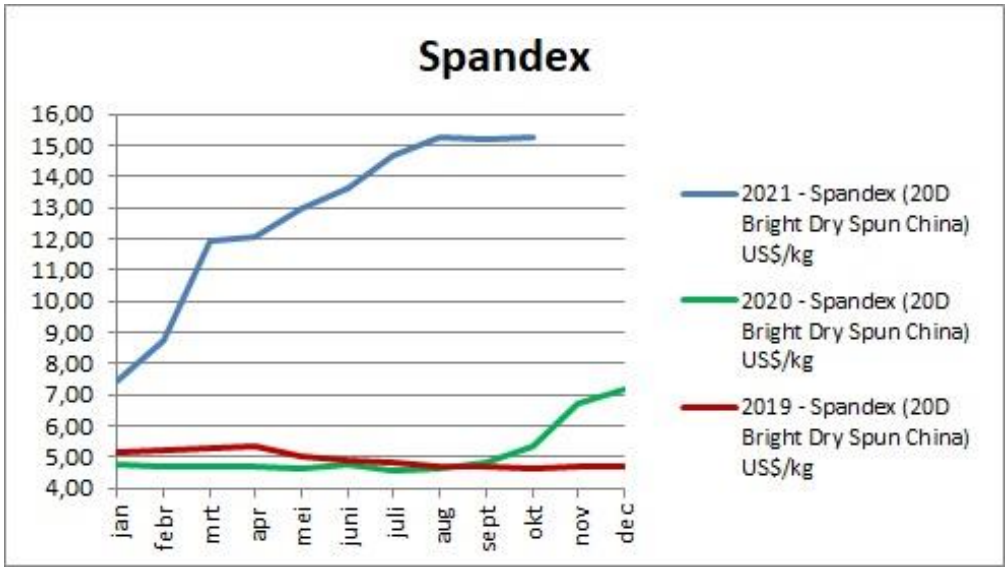
Spandex
16,00
15,00
14,00
13,00
12,00
11,00
10,00
9,00
8,00
7,00
6,00
5,00
4,00
jan
febr
mrt
apr
mei
juni
juli
aug
sept
okt
nov
dec
2021 - Spandex (20D Bright Dry Spun China) US$/kg
2020 - Spandex (20D Bright Dry Spun China) US$/kg
2019 - Spandex (20D Bright Dry Spun China) US$/kg