Please find herewith the latest published prices.

Modint advises to use the trend in price development instead of using the exact figures, since the prices are based on very specific fibres (quality, region etc).

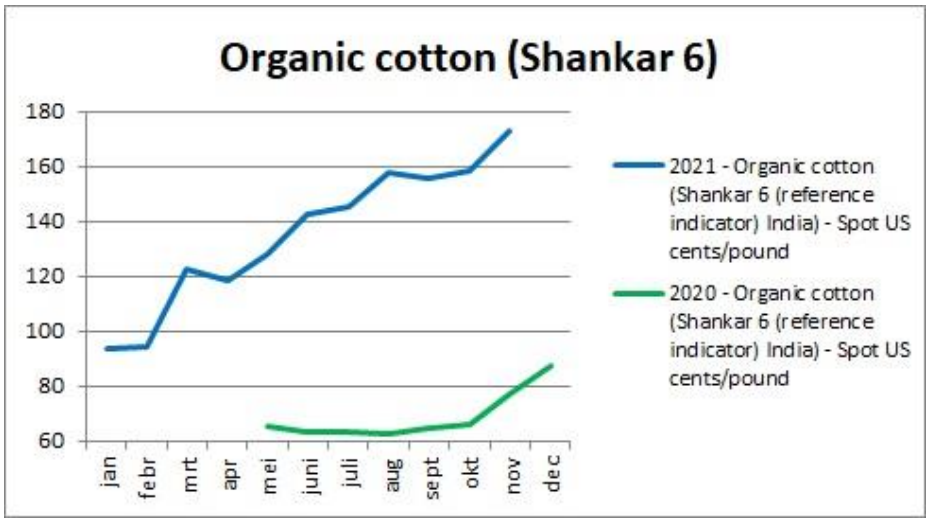

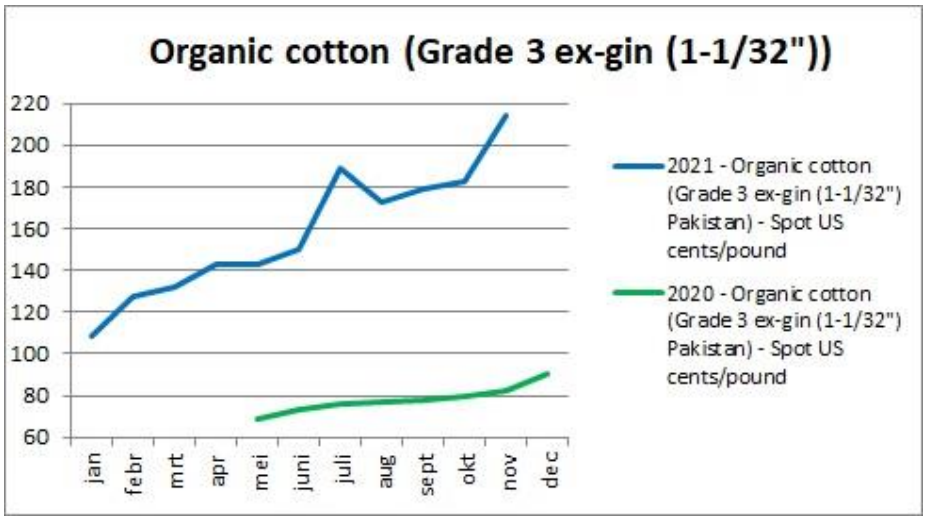

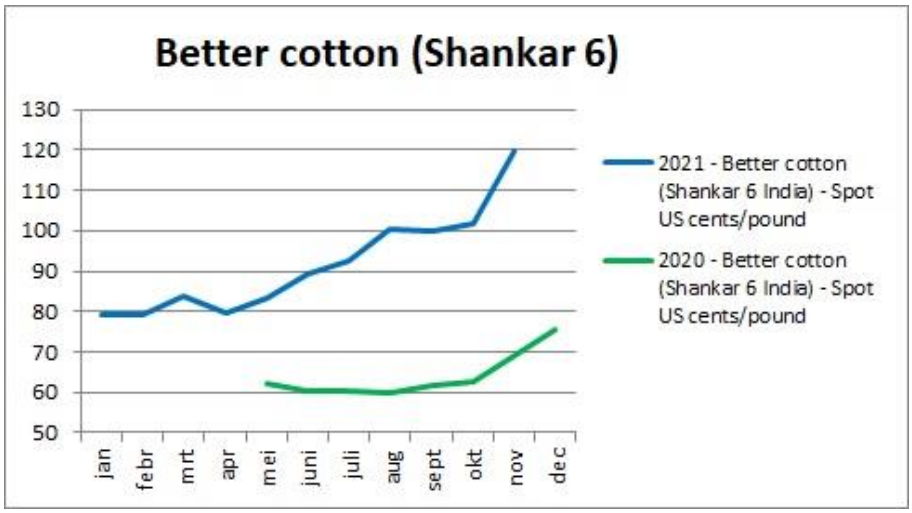
Better cotton (Shankar 6)
130
120
110
100
90
80
70
60
50
jan
febr
mrt
apr
mei
juni
juli
aug
sept
okt
nov
dec
2021 - Better cotton (Shankar 6 India) - Spot US cents/pound
2020 - Better cotton (Shankar 6 India) - Spot US cents/pound

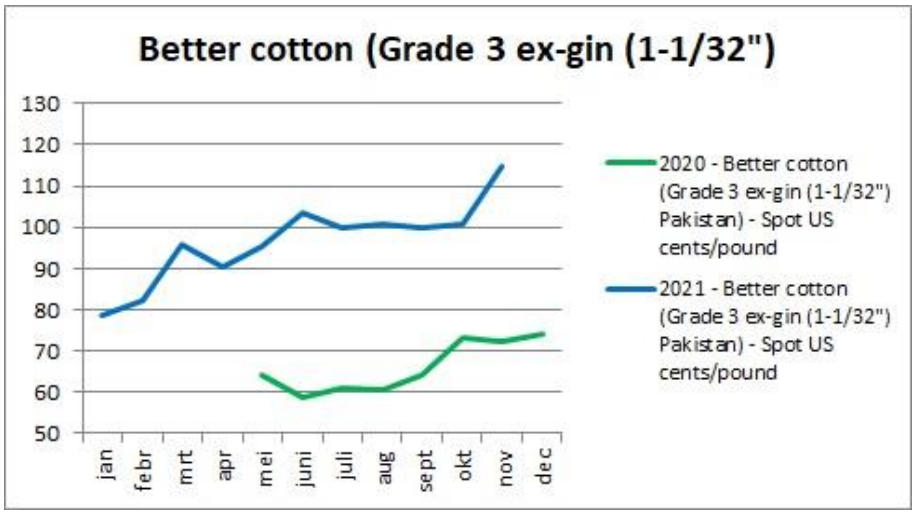
Better cotton (Grade 3 ex-gin (1-1/32")
130
120
110
100
90
80
70
60
50
jan
febr
mrt
apr
mei
juni
juli
aug
sept
okt
nov
dec
2020 - Better cotton (Grade 3 ex-gin (1-1/32") Pakistan) - Spot US cents/pound
2021 - Better cotton (Grade 3 ex-gin (1-1/32") Pakistan) - Spot US cents/pound

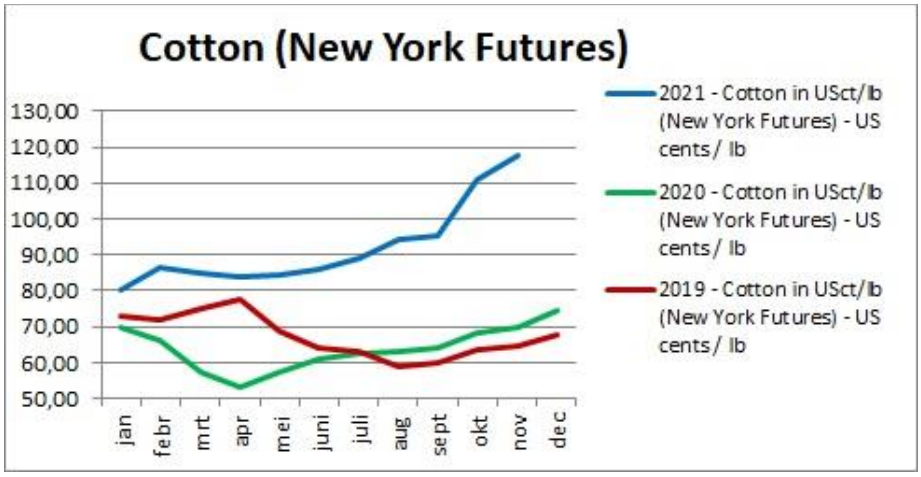
Cotton (New York Futures)
130,00
120,00
110,00
100,00
90,00
80,00
70,00
60,00
50,00
jan
febr
mrt
apr
mei
juni
juli
aug
sept
okt
nov
dec
2021 - Cotton in USct/lb (New York Futures) - US cents/ lb
2020 - Cotton in USct/lb (New York Futures) - US cents/ lb
2019 - Cotton in USct/lb (New York Futures) - US cents/ lb

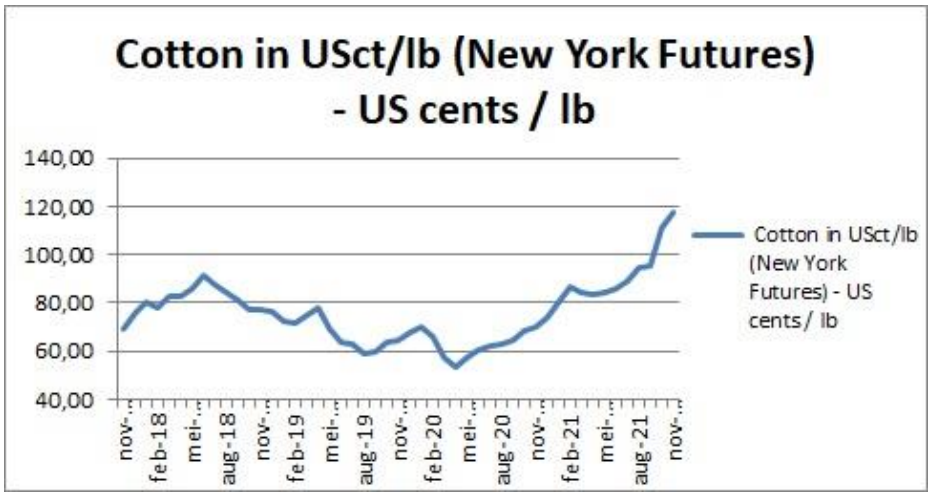
Cotton in USct/lb (New York Futures) - US cents / lb
140,00
120,00
100,00
80,00
60,00
40,00
nov-...
feb-18
mei-...
aug-18
nov-...
feb-19
mei-...
aug-19
nov-...
feb-20
mei-...
aug-20
nov-...
feb-21
mei-...
aug-21
nov-...
Cotton in USct/lb (New York Futures) - US cents / lb

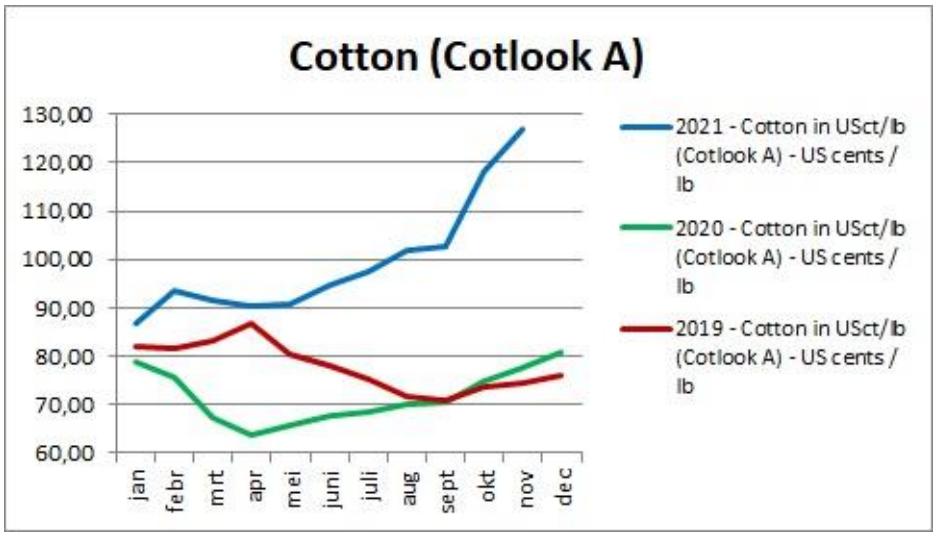
Cotton (Cotlook A)
130,00
120,00
110,00
100,00
90,00
80,00
70,00
60,00
jan
febr
mrt
apr
mei
juni
juli
aug
sept
okt
nov
dec
2021 - Cotton in USct/lb (Cotlook A) - US cents / lb
2020 - Cotton in USct/lb (Cotlook A) - US cents / lb
2019 - Cotton in USct/lb (Cotlook A) - US cents / lb

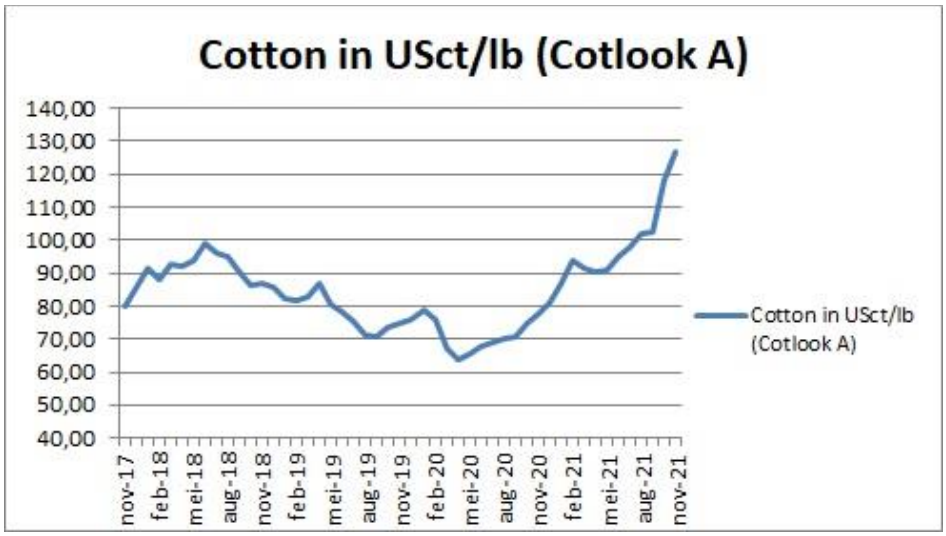
Cotton in USct/lb (Cotlook A)
140,00
130,00
120,00
110,00
100,00
90,00
80,00
70,00
60,00
50,00
40,00
nov-17
feb-18
mei-18
aug-18
nov-18
feb-19
mei-19
aug-19
nov-19
feb-20
mei-20
aug-20
nov-20
feb-21
mei-21
aug-21
nov-21
Cotton in USct/lb (Cotlook A)

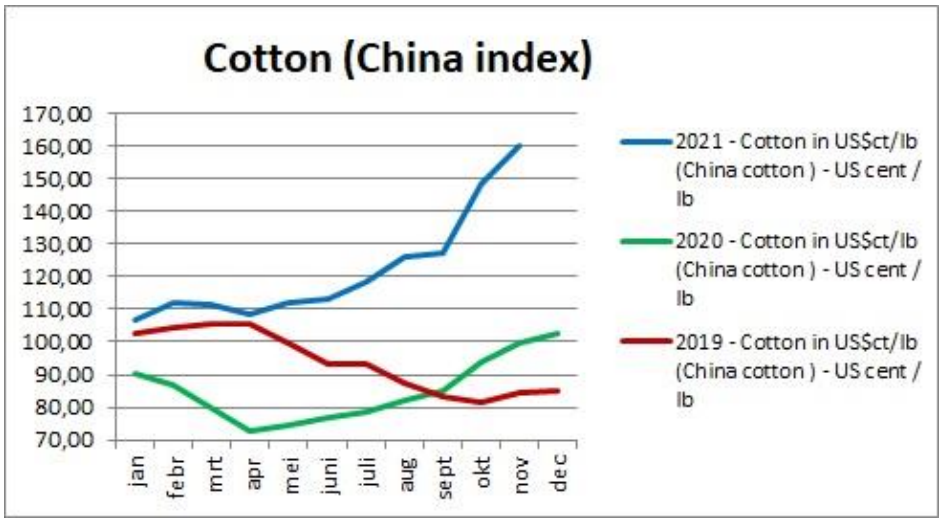
Cotton (China index)
170,00
160,00
150,00
140,00
130,00
120,00
110,00
100,00
90,00
80,00
70,00
jan
febr
mrt
apr
mei
juni
juli
aug
sept
okt
nov
dec
2021 - Cotton in US$ct/lb (China cotton) - US cent / lb
2020 - Cotton in US$ct/lb (China cotton) - US cent / lb
2019 - Cotton in US$ct/lb (China cotton) - US cent / lb

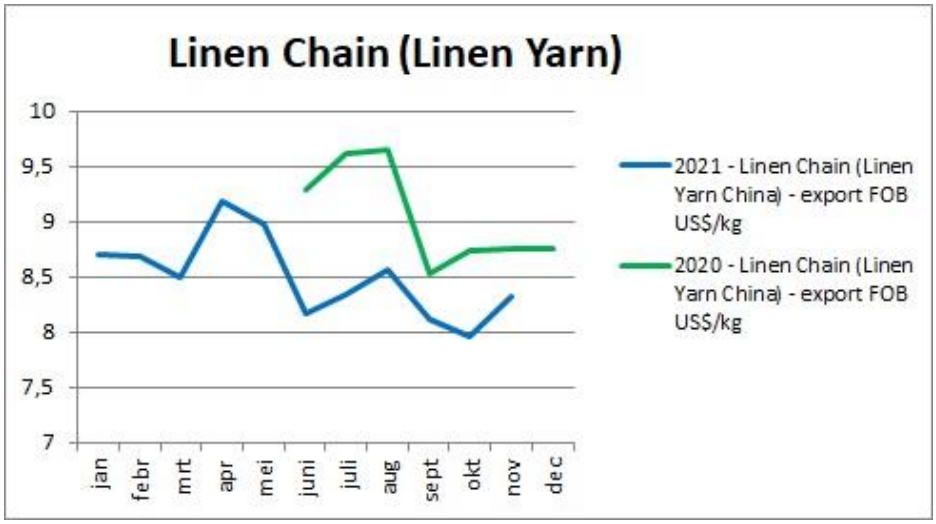
Linen Chain (Linen Yarn)
10
9,5
9
8,5
8
7,5
7
jan
febr
mrt
apr
mei
juni
juli
aug
sept
okt
nov
dec
2021 - Linen Chain (Linen Yarn China) - export FOB US$/kg
2020 - Linen Chain (Linen Yarn China) - export FOB US$/kg

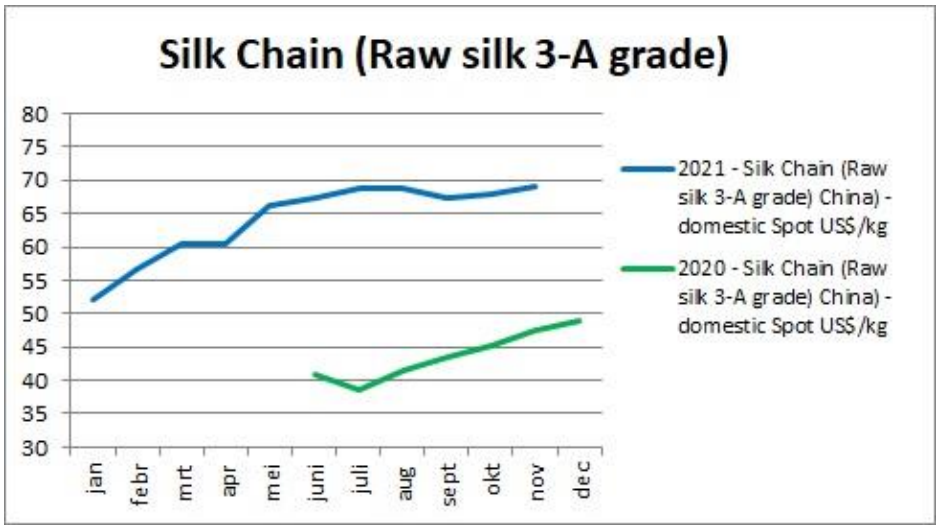
Silk Chain (Raw silk 3-A grade)
80
75
70
65
60
55
50
45
40
35
30
jan
febr
mrt
apr
mei
juni
juli
aug
sept
okt
nov
dec
2021 - Silk Chain (Raw silk 3-A grade) China) - domestic Spot US$/kg
2020 - Silk Chain (Raw silk 3-A grade) China) - domestic Spot US$/kg

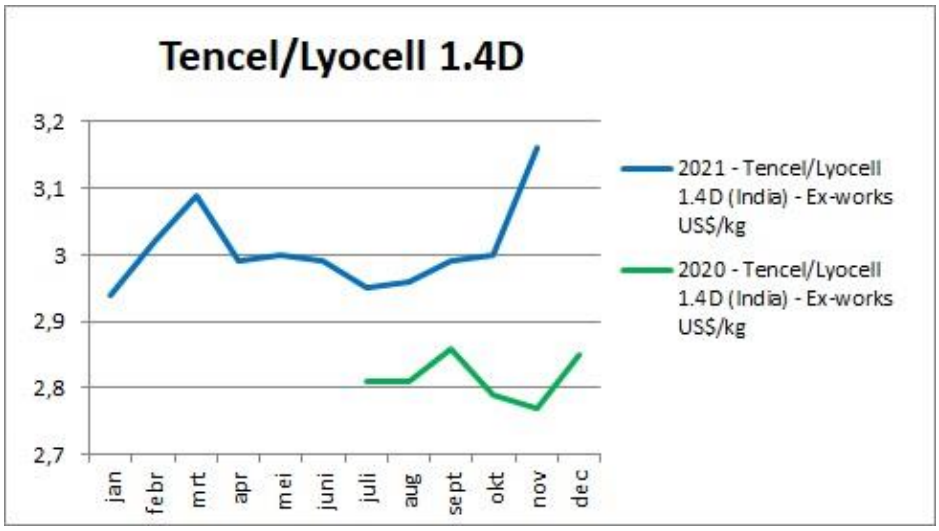
Tencel/Lyocell 1.4D
3,2
3,1
3
2,9
2,8
2,7
jan
febr
mrt
apr
mei
juni
juli
aug
sept
okt
nov
dec
2021 - Tencel/Lyocell 1.4D (India) - Ex-works US$/kg
2020 - Tencel/Lyocell 1.4D (India) - Ex-works US$/kg

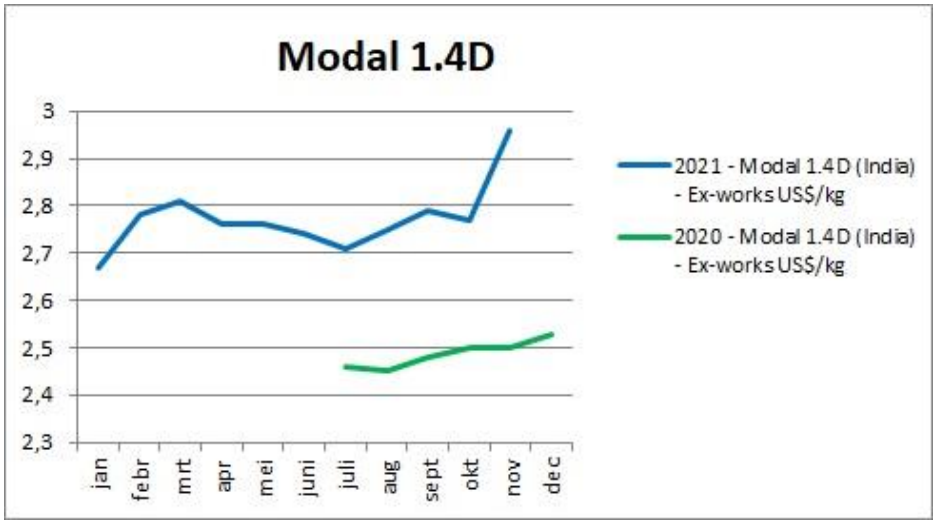
Modal 1.4D
3
2,9
2,8
2,7
2,6
2,5
2,4
2,3
jan
febr
mrt
apr
mei
juni
juli
aug
sept
okt
nov
dec
2021 - Modal 1.4D (India) - Ex-works US$/kg
2020 - Modal 1.4D (India) - Ex-works US$/kg

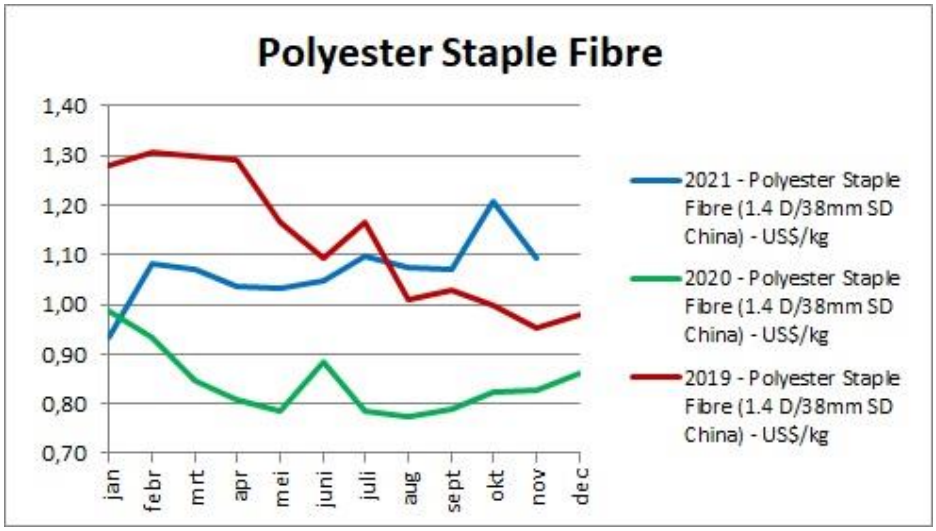
Polyester Staple Fibre
1,40
1,30
1,20
1,10
1,00
0,90
0,80
0,70
jan
febr
mrt
apr
mei
juni
juli
aug
sept
okt
nov
dec
2021 - Polyester Staple Fibre (1.4 D/38mm SD China) - US$/kg
2020 - Polyester Staple Fibre (1.4 D/38mm SD China) - US$/kg
2019 - Polyester Staple Fibre (1.4 D/38mm SD China) - US$/kg

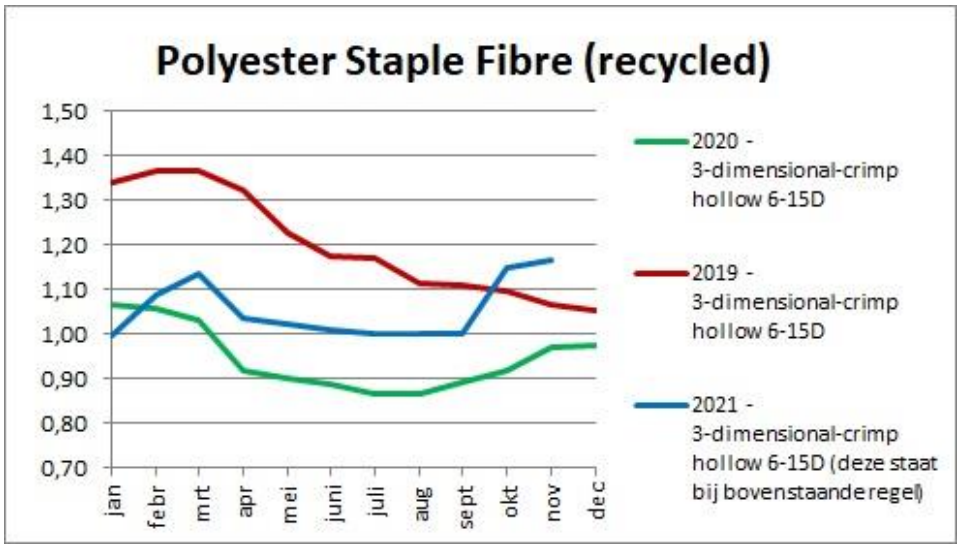
Polyester Staple Fibre (recycled)
1,50
1,40
1,30
1,20
1,10
1,00
0,90
0,80
0,70
jan
febr
mrt
apr
mei
juni
juli
aug
sept
okt
nov
dec
2020 - 3-dimensional-crimp hollow 6-15D
2019 - 3-dimensional-crimp hollow 6-15D
2021 - 3-dimensional-crimp hollow 6-15D (deze staat bij bovenstaande regel)

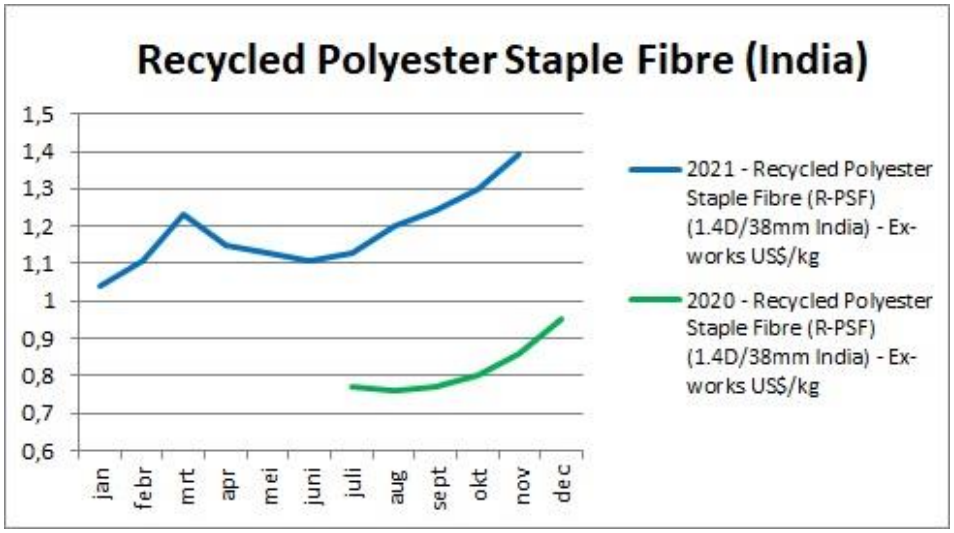
Recycled Polyester Staple Fibre (India)
1,5
1,4
1,3
1,2
1,1
1
0,9
0,8
0,7
0,6
jan
febr
mrt
apr
mei
juni
juli
aug
sept
okt
nov
dec
2021 - Recycled Polyester Staple Fibre (R-PSF) (1.4D/38mm India) - Ex-works US$/kg
2020 - Recycled Polyester Staple Fibre (R-PSF) (1.4D/38mm India) - Ex-works US$/kg

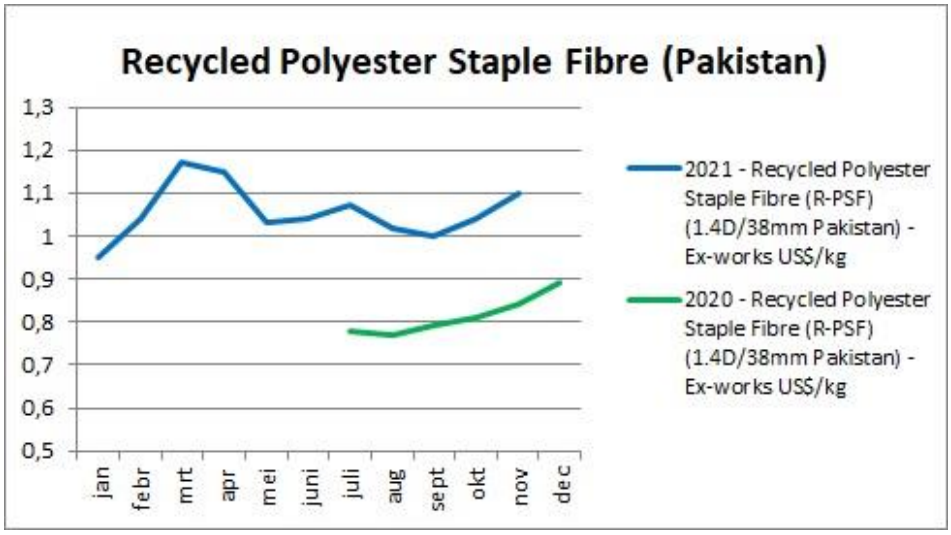
Recycled Polyester Staple Fibre (Pakistan)
1,3
1,2
1,1
1
0,9
0,8
0,7
0,6
0,5
jan
febr
mrt
apr
mei
juni
juli
aug
sept
okt
nov
dec
2021 - Recycled Polyester Staple Fibre (R-PSF) (1.4D/38mm Pakistan) - Ex-works US$/kg
2020 - Recycled Polyester Staple Fibre (R-PSF) (1.4D/38mm Pakistan) - Ex-works US$/kg

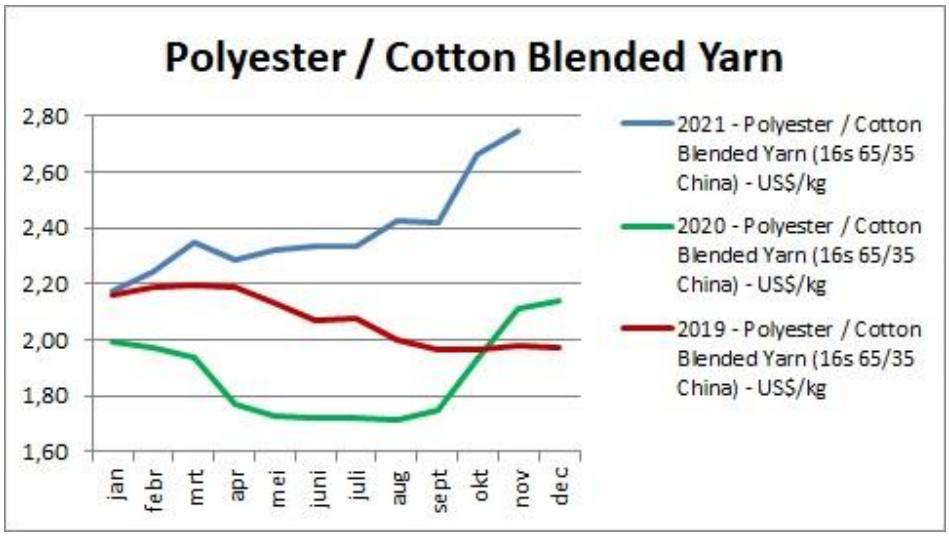
Polyester / Cotton Blended Yarn
2,80
2,60
2,40
2,20
2,00
1,80
1,60
jan
febr
mrt
apr
mei
juni
juli
aug
sept
okt
nov
dec
2021 - Polyester / Cotton Blended Yarn (16s 65/35 China) - US$/kg
2020 - Polyester / Cotton Blended Yarn (16s 65/35 China) - US$/kg
2019 - Polyester / Cotton Blended Yarn (16s 65/35 China) - US$/kg

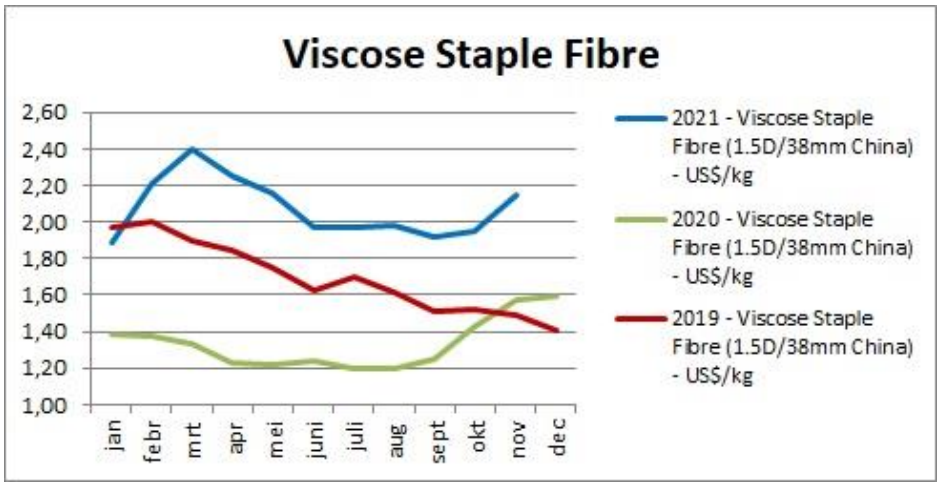
Viscose Staple Fibre
2,60
2,40
2,20
2,00
1,80
1,60
1,40
1,20
1,00
jan
febr
mrt
apr
mei
juni
juli
aug
sept
okt
nov
dec
2021 - Viscose Staple Fibre (1.5D/38mm China) - US$/kg
2020 - Viscose Staple Fibre (1.5D/38mm China) - US$/kg
2019 - Viscose Staple Fibre (1.5D/38mm China) - US$/kg

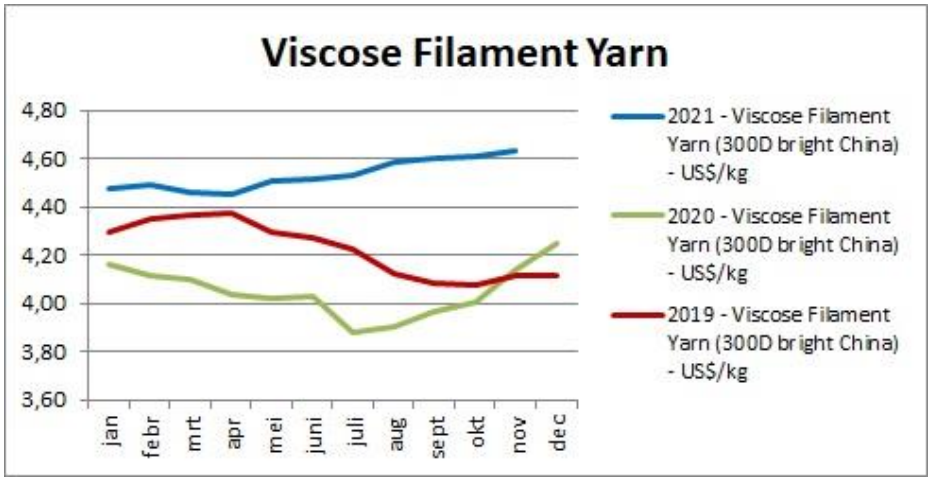
Viscose Filament Yarn
4,80
4,60
4,40
4,20
4,00
3,80
3,60
jan
febr
mrt
apr
mei
juni
juli
aug
sept
okt
nov
dec
2021 - Viscose Filament Yarn (300D bright China) - US$/kg
2020 - Viscose Filament Yarn (300D bright China) - US$/kg
2019 - Viscose Filament Yarn (300D bright China) - US$/kg

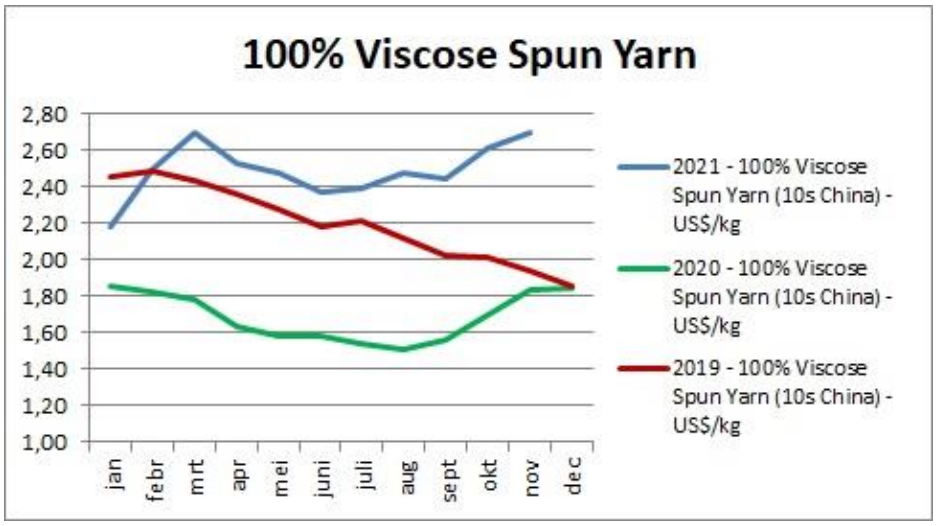
100% Viscose Spun Yarn
2,80
2,60
2,40
2,20
2,00
1,80
1,60
1,40
1,20
1,00
jan
febr
mrt
apr
mei
juni
juli
aug
sept
okt
nov
dec
2021 - 100% Viscose Spun Yarn (10s China) - US$/kg
2020 - 100% Viscose Spun Yarn (10s China) - US$/kg
2019 - 100% Viscose Spun Yarn (10s China) - US$/kg

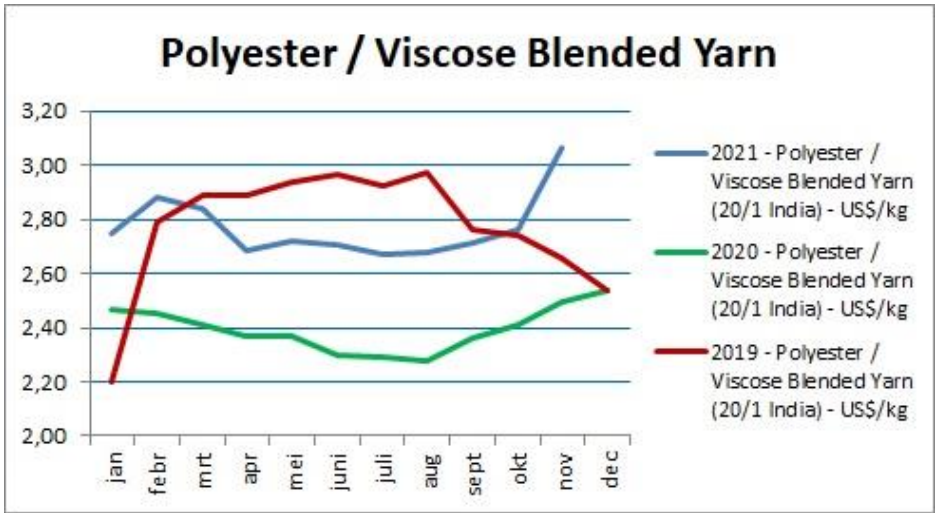
Polyester / Viscose Blended Yarn
3,20
3,00
2,80
2,60
2,40
2,20
2,00
jan
febr
mrt
apr
mei
juni
juli
aug
sept
okt
nov
dec
2021 - Polyester / Viscose Blended Yarn (20/1 India) - US$/kg
2020 - Polyester / Viscose Blended Yarn (20/1 India) - US$/kg
2019 - Polyester / Viscose Blended Yarn (20/1 India) - US$/kg

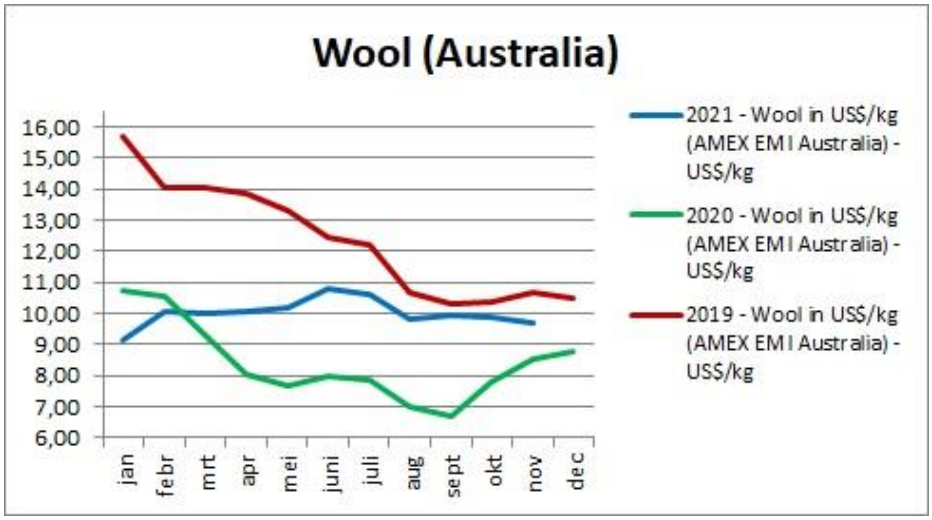
Wool (Australia)
16,00
15,00
14,00
13,00
12,00
11,00
10,00
9,00
8,00
7,00
6,00
jan
febr
mrt
apr
mei
juni
juli
aug
sept
okt
nov
dec
2021 - Wool in US$/kg (AMEX EMI Australia) - US$/kg
2020 - Wool in US$/kg (AMEX EMI Australia) - US$/kg
2019 - Wool in US$/kg (AMEX EMI Australia) - US$/kg

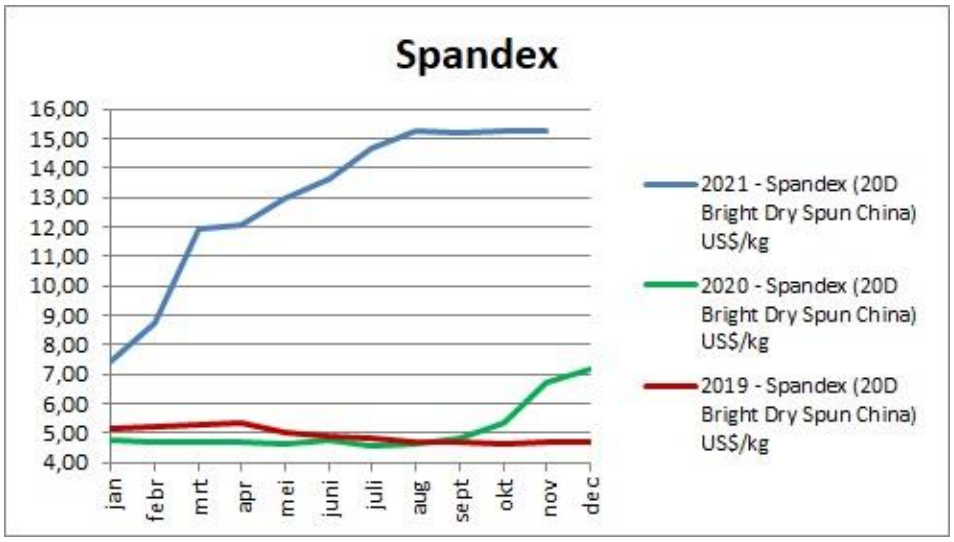
Spandex
16,00
15,00
14,00
13,00
12,00
11,00
10,00
9,00
8,00
7,00
6,00
5,00
4,00
jan
febr
mrt
apr
mei
juni
juli
aug
sept
okt
nov
dec
2021 - Spandex (20D Bright Dry Spun China) US$/kg
2020 - Spandex (20D Bright Dry Spun China) US$/kg
2019 - Spandex (20D Bright Dry Spun China) US$/kg