Please find herewith the latest published prices.

Modint advises to use the trend in price development instead of using the exact figures, since the prices are based on very specific fibres (quality, region etc).

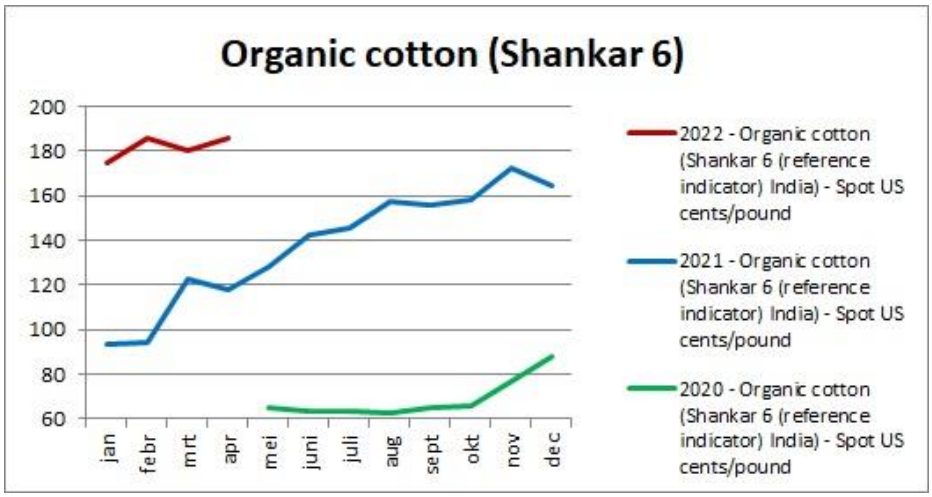

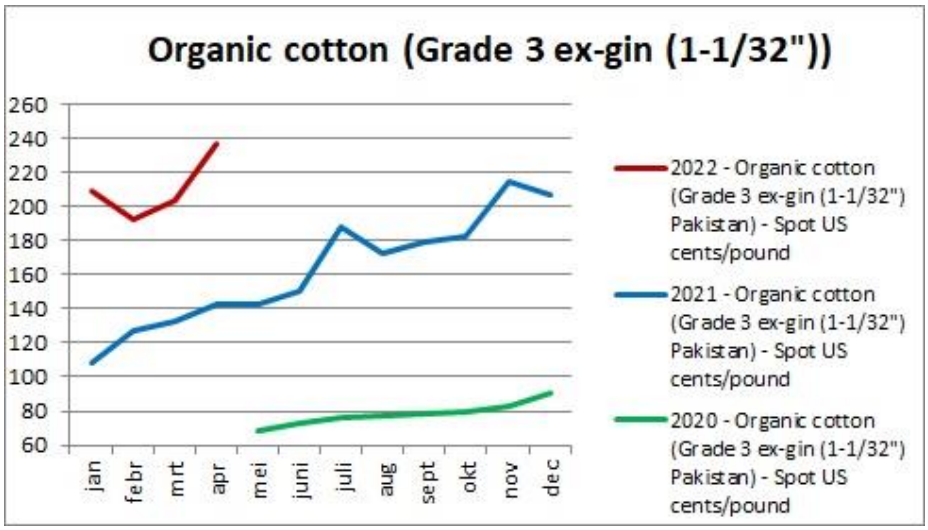

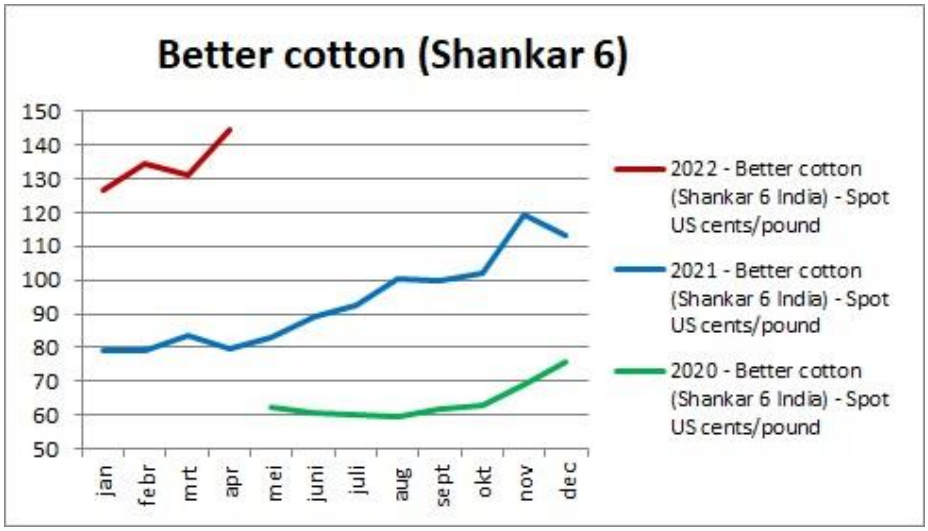

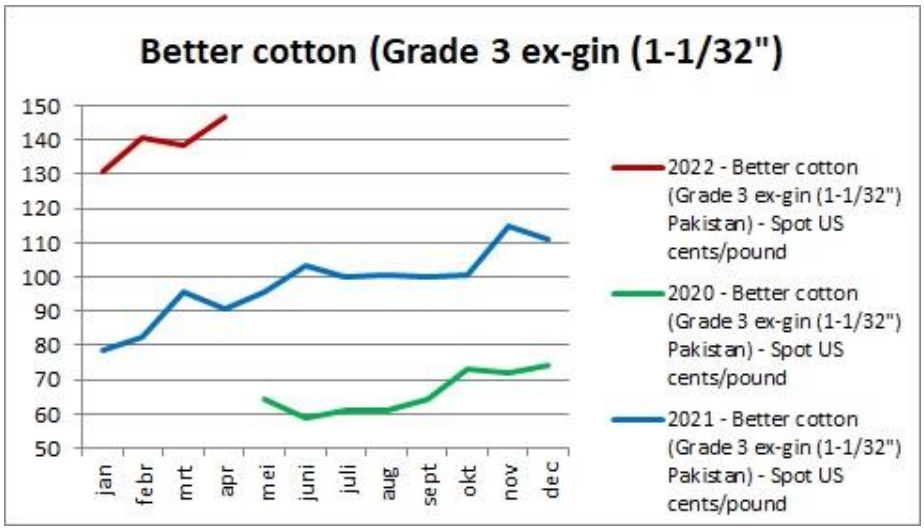
Better cotton (Grade 3 ex-gin (1-1/32")
150
140
130
120
110
100
90
80
70
60
50
jan
febr
mrt
apr
mei
juni
juli
aug
sept
okt
nov
dec
2022 - Better cotton (Grade 3 ex-gin (1-1/32") Pakistan) - Spot US cents/pound
2020 - Better cotton (Grade 3 ex-gin (1-1/32") Pakistan) - Spot US cents/pound
2021 - Better cotton (Grade 3 ex-gin (1-1/32") Pakistan) - Spot US cents/pound

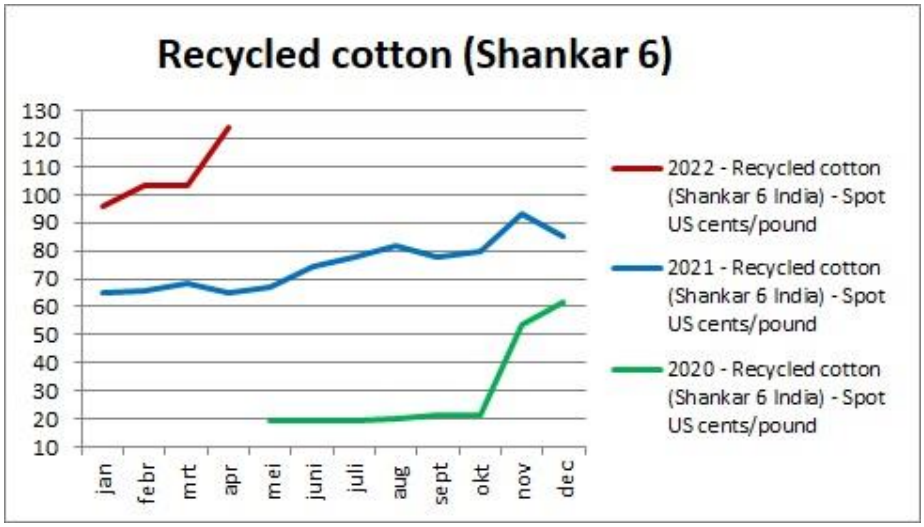
Recycled cotton (Shankar 6)
130
120
110
100
90
80
70
60
50
40
30
20
10
jan
febr
mrt
apr
mei
juni
juli
aug
sept
okt
nov
dec
2022 - Recycled cotton (Shankar 6 India) - Spot US cents/pound
2021 - Recycled cotton (Shankar 6 India) - Spot US cents/pound
2020 - Recycled cotton (Shankar 6 India) - Spot US cents/pound

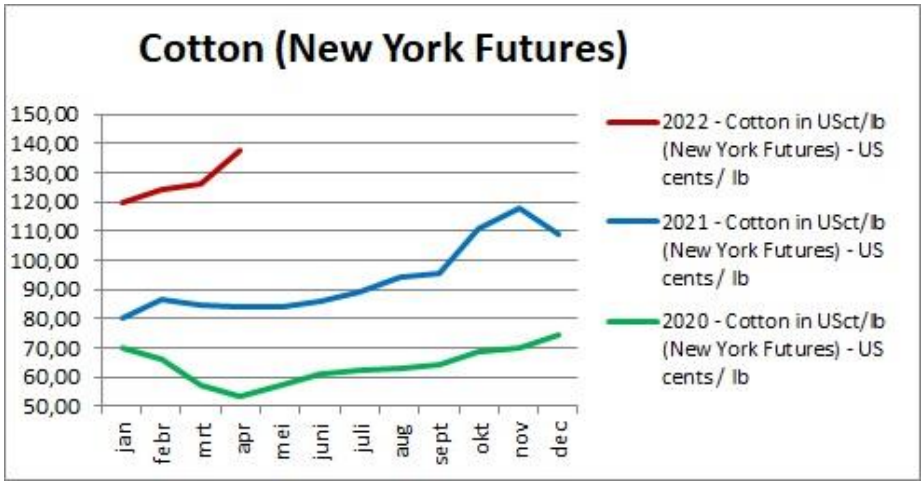
Cotton (New York Futures)
150,00
140,00
130,00
120,00
110,00
100,00
90,00
80,00
70,00
60,00
50,00
jan
febr
mrt
apr
mei
juni
juli
aug
sept
okt
nov
dec
2022 - Cotton in USct/lb (New York Futures) - US cents / lb
2021 - Cotton in USct/lb (New York Futures) - US cents / lb
2020 - Cotton in USct/lb (New York Futures) - US cents / lb

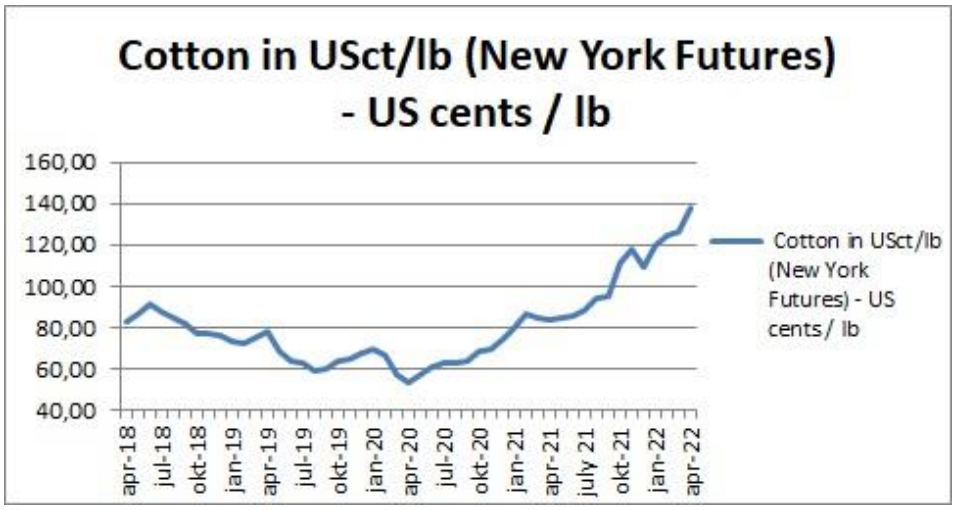
Cotton in USct/lb (New York Futures) - US cents / lb
160,00
140,00
120,00
100,00
80,00
60,00
40,00
apr-18
jul-18
okt-18
jan-19
apr-19
jul-19
okt-19
jan-20
apr-20
jul-20
okt-20
jan-21
apr-21
july 21
okt-21
jan-22
apr-22
Cotton in USct/lb (New York Futures) - US cents / lb

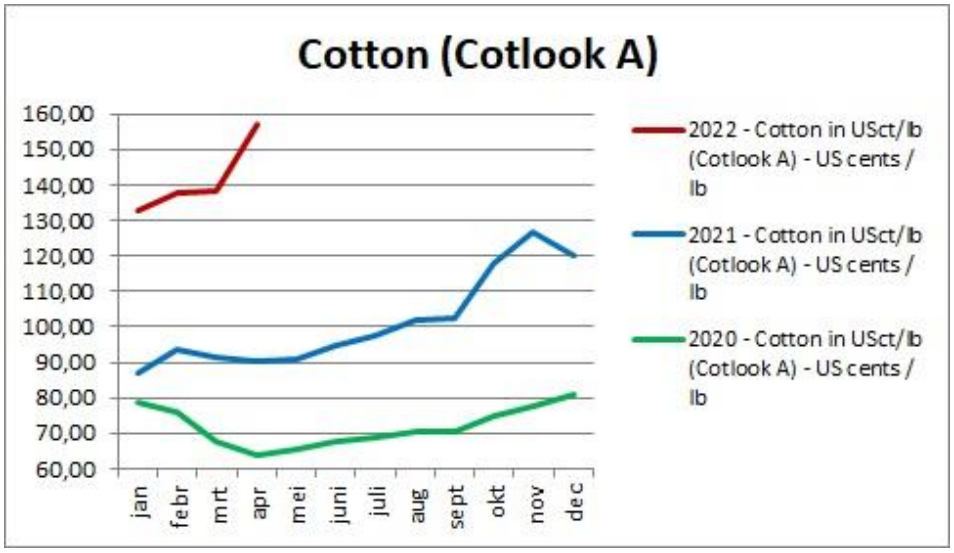
Cotton (Cotlook A)
160,00
150,00
140,00
130,00
120,00
110,00
100,00
90,00
80,00
70,00
60,00
jan
febr
mrt
apr
mei
juni
juli
aug
sept
okt
nov
dec
2022 - Cotton in USct/lb (Cotlook A) - US cents / lb
2021 - Cotton in USct/lb (Cotlook A) - US cents / lb
2020 - Cotton in USct/lb (Cotlook A) - US cents / lb

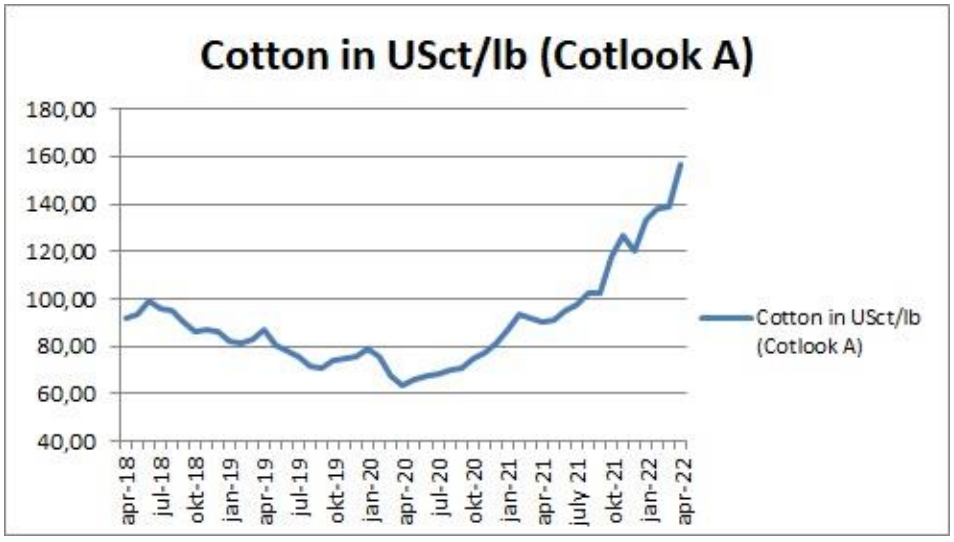
Cotton in USct/lb (Cotlook A)
180,00
160,00
140,00
120,00
100,00
80,00
60,00
40,00
apr-18
jul-18
okt-18
jan-19
apr-19
jul-19
okt-19
jan-20
apr-20
jul-20
okt-20
jan-21
apr-21
july 21
okt-21
jan-22
apr-22
Cotton in USct/lb (Cotlook A)

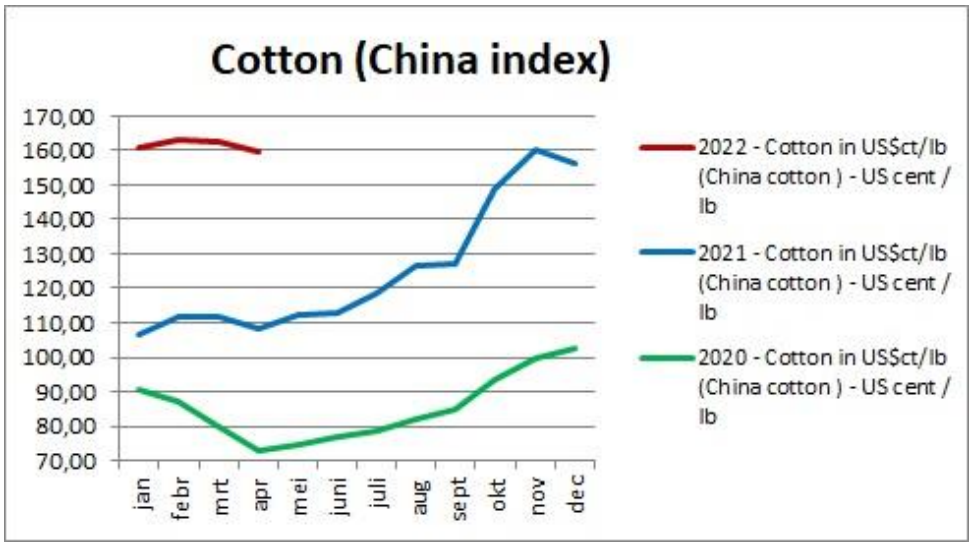
Cotton (China index)
170,00
160,00
150,00
140,00
130,00
120,00
110,00
100,00
90,00
80,00
70,00
jan
febr
mrt
apr
mei
juni
juli
aug
sept
okt
nov
dec
2022 - Cotton in US$ct/lb (China cotton) - US cent / lb
2021 - Cotton in US$ct/lb (China cotton) - US cent / lb
2020 - Cotton in US$ct/lb (China cotton) - US cent / lb

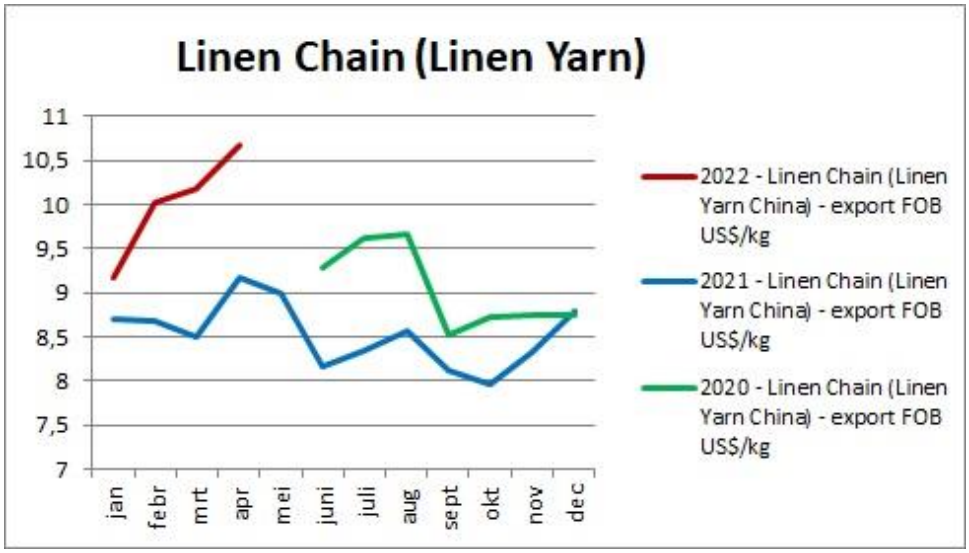
Linen Chain (Linen Yarn)
11
10,5
10
9,5
9
8,5
8
7,5
7
jan
febr
mrt
apr
mei
juni
juli
aug
sept
okt
nov
dec
2022 - Linen Chain (Linen Yarn China) - export FOB US$/kg
2021 - Linen Chain (Linen Yarn China) - export FOB US$/kg
2020 - Linen Chain (Linen Yarn China) - export FOB US$/kg

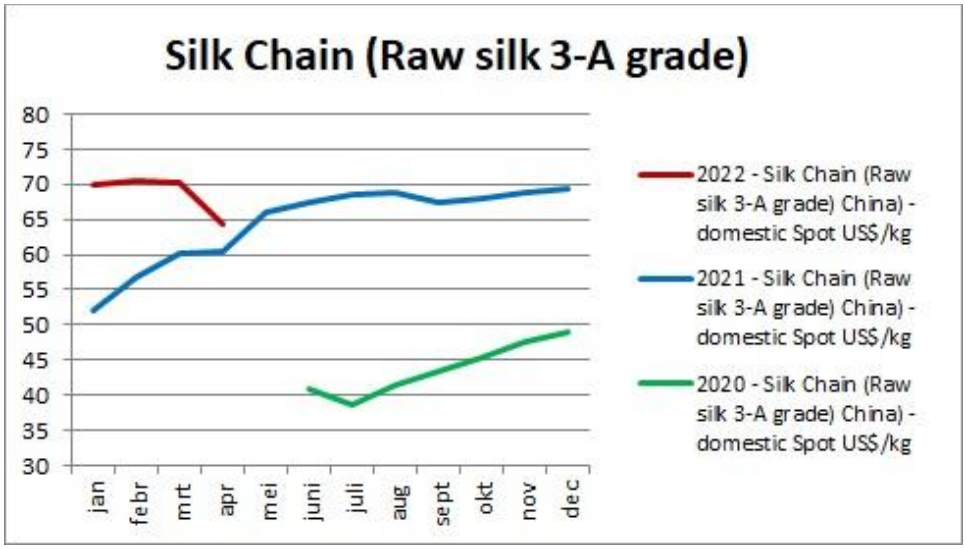
Silk Chain (Raw silk 3-A grade)
80
75
70
65
60
55
50
45
40
35
30
jan
febr
mrt
apr
mei
juni
juli
aug
sept
okt
nov
dec
2022 - Silk Chain (Raw silk 3-A grade) China) - domestic Spot US$/kg
2021 - Silk Chain (Raw silk 3-A grade) China) - domestic Spot US$/kg
2020 - Silk Chain (Raw silk 3-A grade) China) - domestic Spot US$/kg

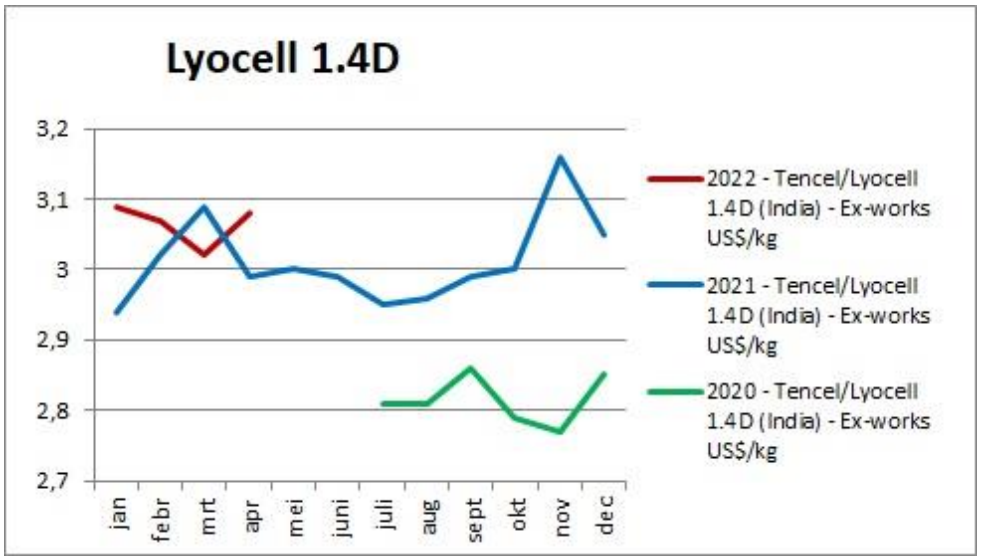
Lyocell 1.4D
3,2
3,1
3
2,9
2,8
2,7
jan
febr
mrt
apr
mei
juni
juli
aug
sept
okt
nov
dec
2022 - Tencel/Lyocell 1.4D (India) - Ex-works US$/kg
2021 - Tencel/Lyocell 1.4D (India) - Ex-works US$/kg
2020 - Tencel/Lyocell 1.4D (India) - Ex-works US$/kg

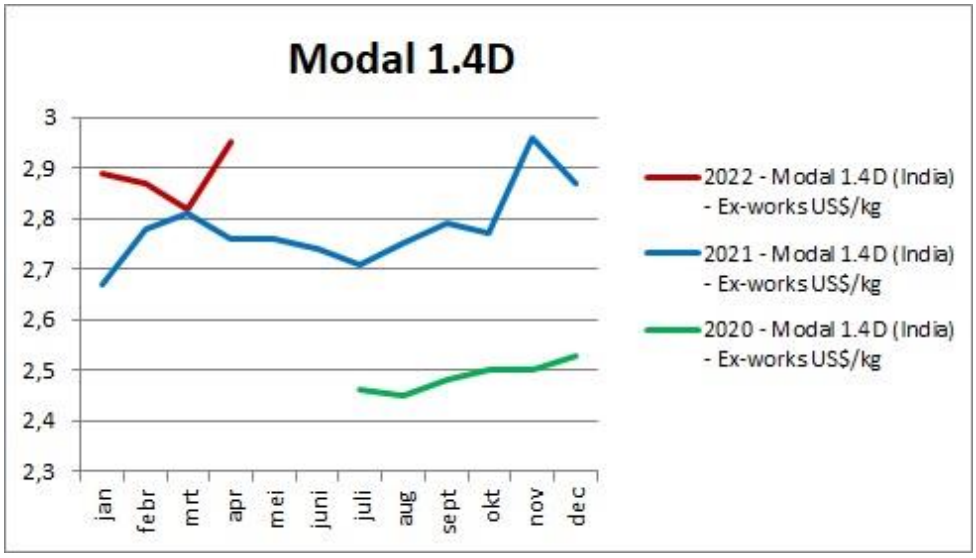
Modal 1.4D
3
2,9
2,8
2,7
2,6
2,5
2,4
2,3
jan
febr
mrt
apr
mei
juni
juli
aug
sept
okt
nov
dec
2022 - Modal 1.4D (India) - Ex-works US$/kg
2021 - Modal 1.4D (India) - Ex-works US$/kg
2020 - Modal 1.4D (India) - Ex-works US$/kg

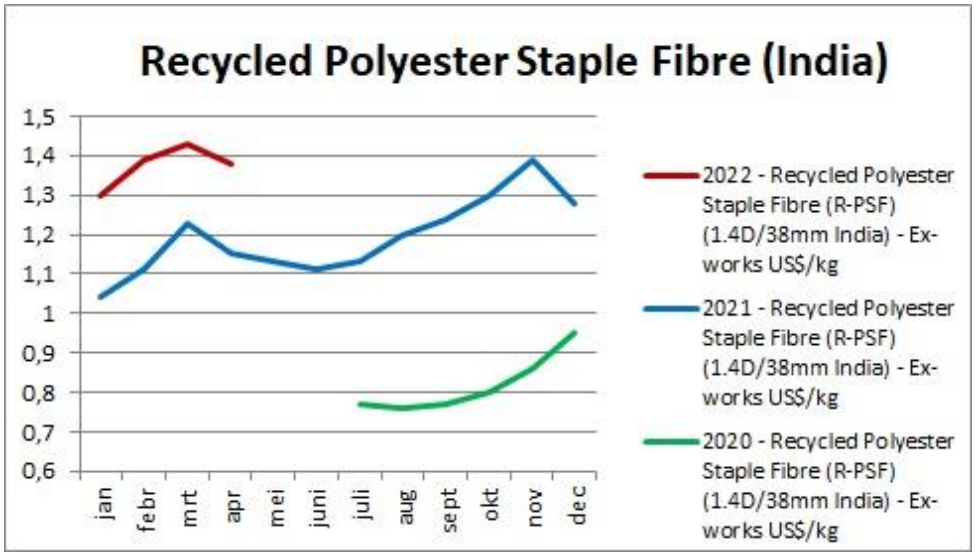
Recycled Polyester Staple Fibre (India)
1,5
1,4
1,3
1,2
1,1
1
0,9
0,8
0,7
0,6
jan
febr
mrt
apr
mei
juni
juli
aug
sept
okt
nov
dec
2022 - Recycled Polyester Staple Fibre (R-PSF) (1.4D/38mm India) - Ex-works US$/kg
2021 - Recycled Polyester Staple Fibre (R-PSF) (1.4D/38mm India) - Ex-works US$/kg
2020 - Recycled Polyester Staple Fibre (R-PSF) (1.4D/38mm India) - Ex-works US$/kg

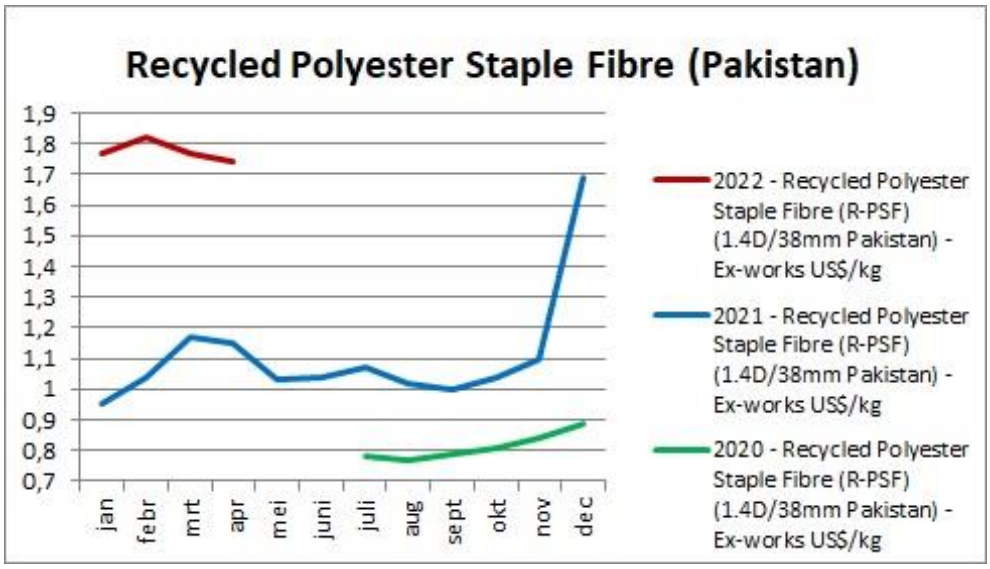
Recycled Polyester Staple Fibre (Pakistan)
1,9
1,8
1,7
1,6
1,5
1,4
1,3
1,2
1,1
1
0,9
0,8
0,7
jan
febr
mrt
apr
mei
juni
juli
aug
sept
okt
nov
dec
2022 - Recycled Polyester Staple Fibre (R-PSF) (1.4D/38mm Pakistan) - Ex-works US$/kg
2021 - Recycled Polyester Staple Fibre (R-PSF) (1.4D/38mm Pakistan) - Ex-works US$/kg
2020 - Recycled Polyester Staple Fibre (R-PSF) (1.4D/38mm Pakistan) - Ex-works US$/kg

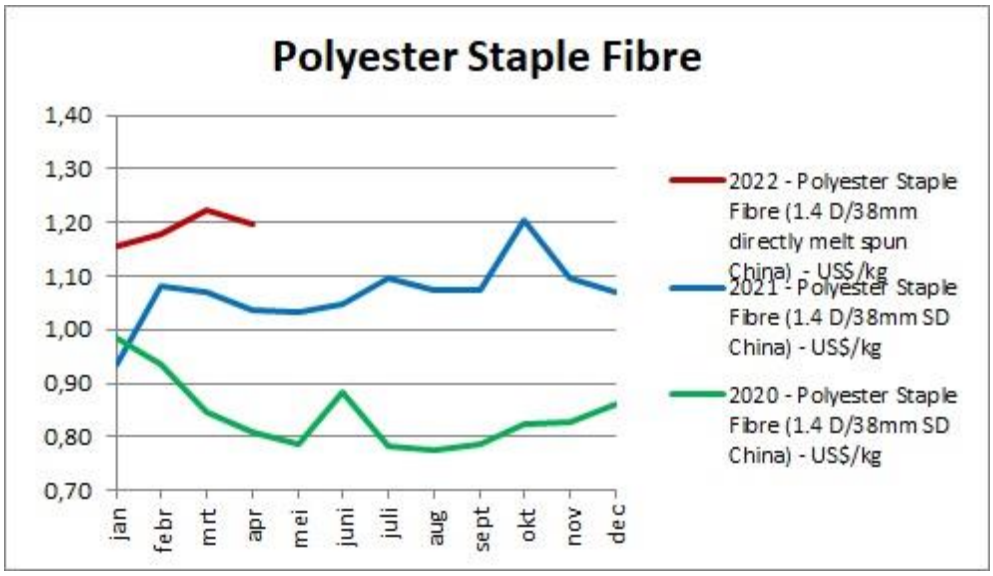
Polyester Staple Fibre
1,40
1,30
1,20
1,10
1,00
0,90
0,80
0,70
jan
febr
mrt
apr
mei
juni
juli
aug
sept
okt
nov
dec
2022 - Polyester Staple Fibre (1.4 D/38mm directly melt spun China) - US$/kg
2021 - Polyester Staple Fibre (1.4 D/38mm SD China) - US$/kg
2020 - Polyester Staple Fibre (1.4 D/38mm SD China) - US$/kg

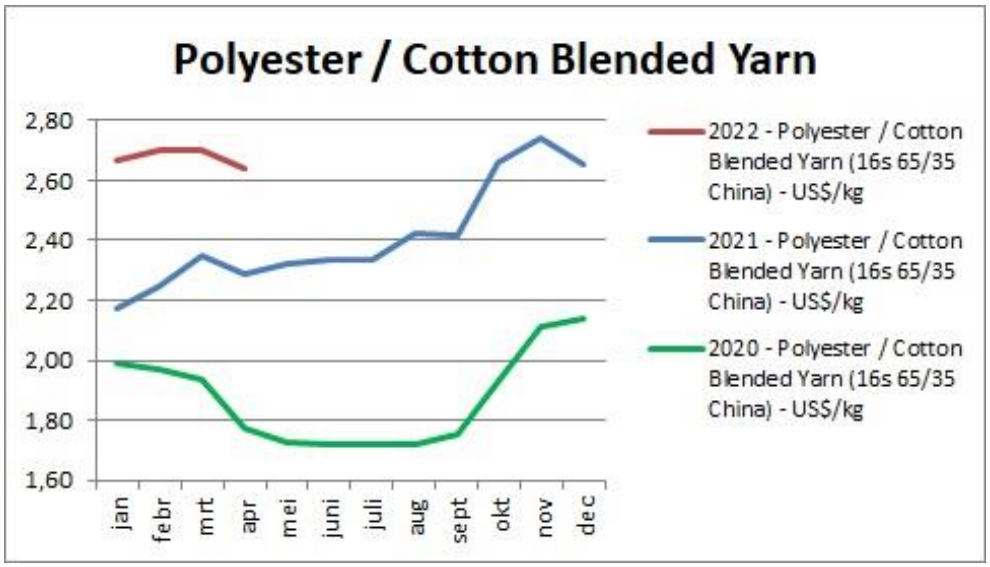
Polyester / Cotton Blended Yarn
2,80
2,60
2,40
2,20
2,00
1,80
1,60
jan
febr
mrt
apr
mei
juni
juli
aug
sept
okt
nov
dec
2022 - Polyester / Cotton Blended Yarn (16s 65/35 China) - US$/kg
2021 - Polyester / Cotton Blended Yarn (16s 65/35 China) - US$/kg
2020 - Polyester / Cotton Blended Yarn (16s 65/35 China) - US$/kg

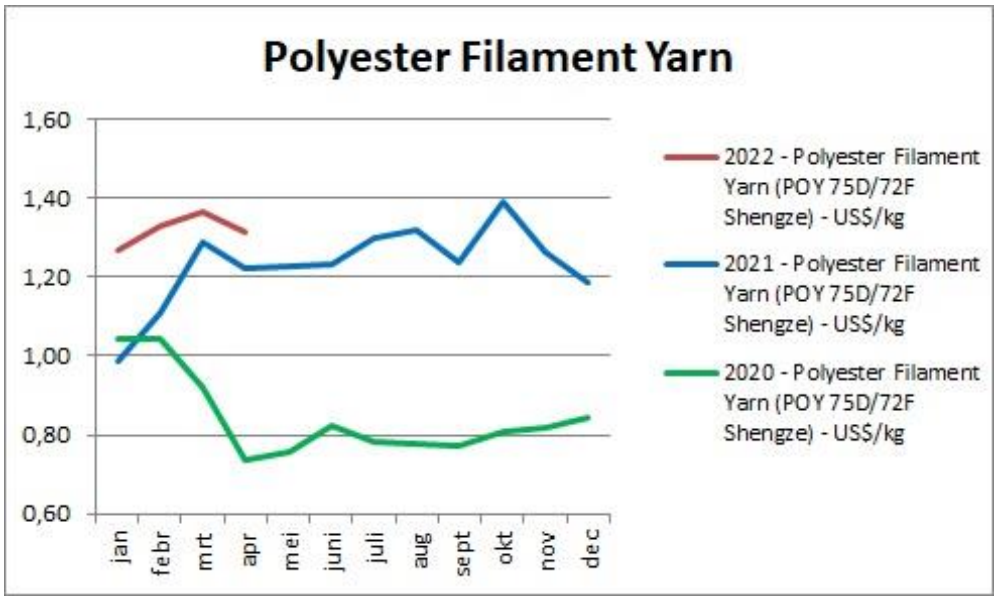
Polyester Filament Yarn
1,60
1,40
1,20
1,00
0,80
0,60
jan
febr
mrt
apr
mei
juni
juli
aug
sept
okt
nov
dec
2022 - Polyester Filament Yarn (POY 75D/72F Shengze) - US$/kg
2021 - Polyester Filament Yarn (POY 75D/72F Shengze) - US$/kg
2020 - Polyester Filament Yarn (POY 75D/72F Shengze) - US$/kg

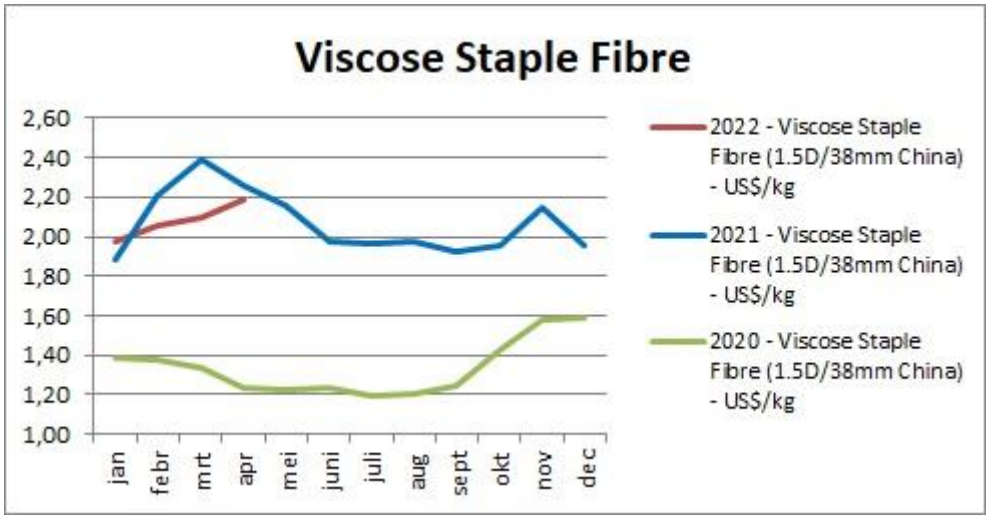
Viscose Staple Fibre
2,60
2,40
2,20
2,00
1,80
1,60
1,40
1,20
1,00
jan
febr
mrt
apr
mei
juni
juli
aug
sept
okt
nov
dec
2022 - Viscose Staple Fibre (1.5D/38mm China) - US$/kg
2021 - Viscose Staple Fibre (1.5D/38mm China) - US$/kg
2020 - Viscose Staple Fibre (1.5D/38mm China) - US$/kg

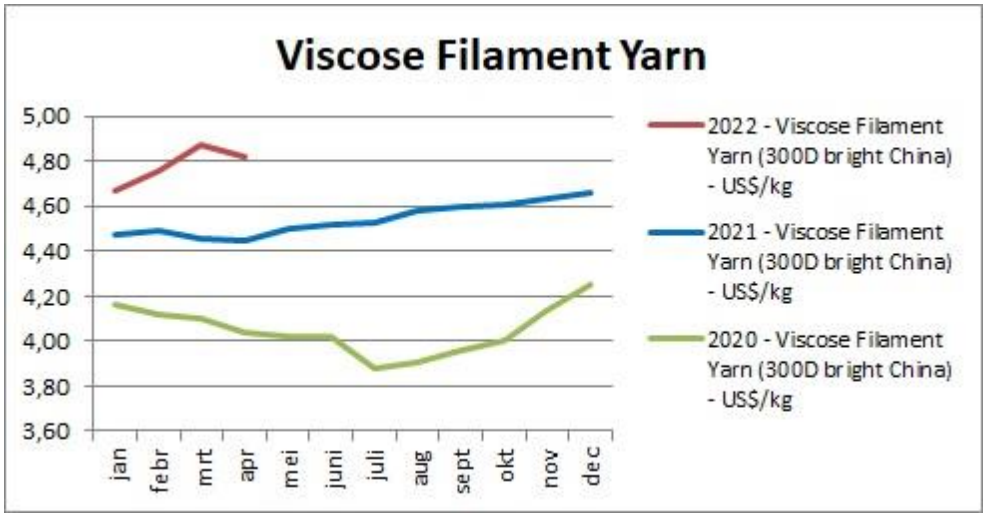
Viscose Filament Yarn
5,00
4,80
4,60
4,40
4,20
4,00
3,80
3,60
jan
febr
mrt
apr
mei
juni
juli
aug
sept
okt
nov
dec
2022 - Viscose Filament Yarn (300D bright China) - US$/kg
2021 - Viscose Filament Yarn (300D bright China) - US$/kg
2020 - Viscose Filament Yarn (300D bright China) - US$/kg

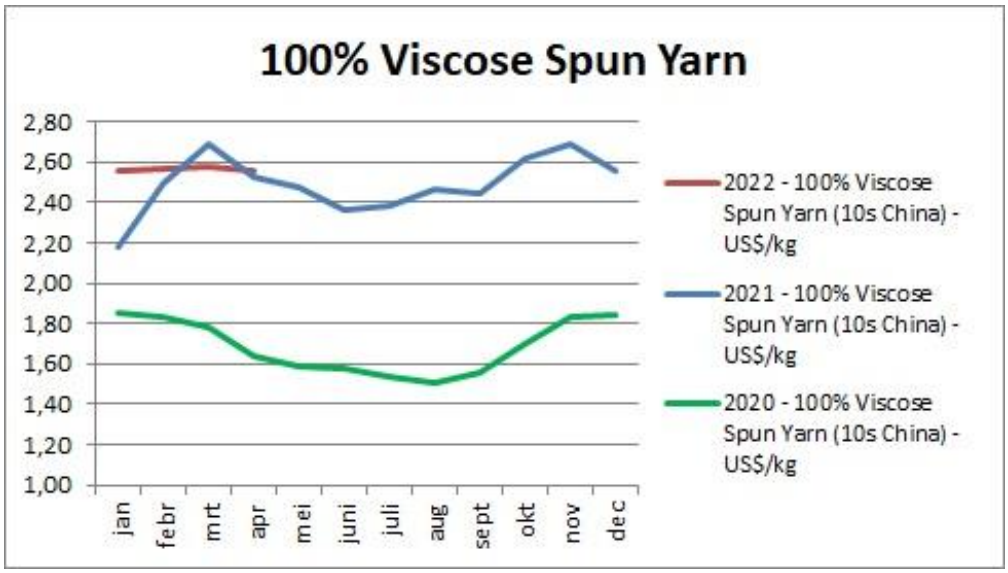
100% Viscose Spun Yarn
2,80
2,60
2,40
2,20
2,00
1,80
1,60
1,40
1,20
1,00
jan
febr
mrt
apr
mei
juni
juli
aug
sept
okt
nov
dec
2022 - 100% Viscose Spun Yarn (10s China) - US$/kg
2021 - 100% Viscose Spun Yarn (10s China) - US$/kg
2020 - 100% Viscose Spun Yarn (10s China) - US$/kg

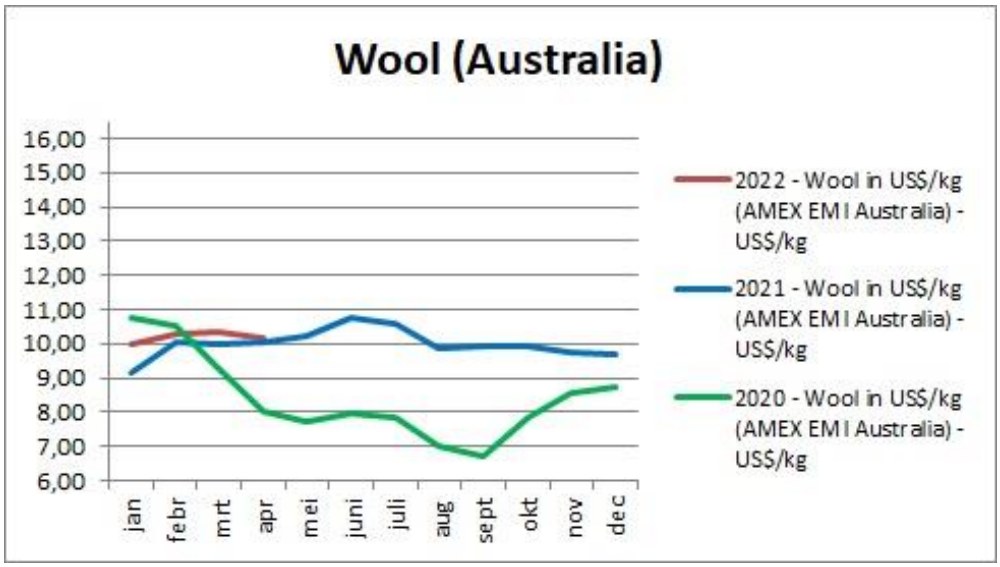
Wool (Australia)
16,00
15,00
14,00
13,00
12,00
11,00
10,00
9,00
8,00
7,00
6,00
jan
febr
mrt
apr
mei
juni
juli
aug
sept
okt
nov
dec
2022 - Wool in US$/kg (AMEX EMI Australia) - US$/kg
2021 - Wool in US$/kg (AMEX EMI Australia) - US$/kg
2020 - Wool in US$/kg (AMEX EMI Australia) - US$/kg

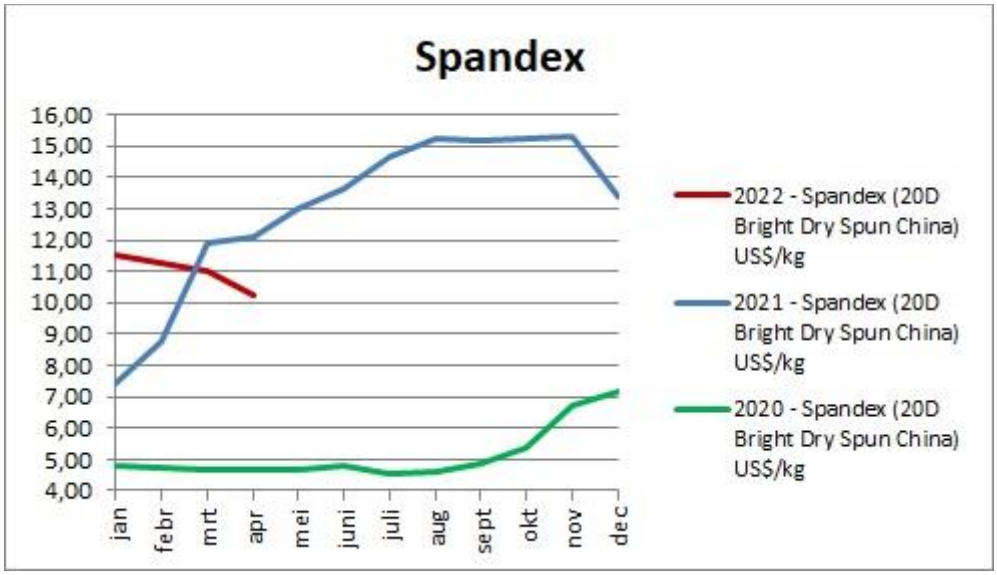
Spandex
16,00
15,00
14,00
13,00
12,00
11,00
10,00
9,00
8,00
7,00
6,00
5,00
4,00
jan
febr
mrt
apr
mei
juni
juli
aug
sept
okt
nov
dec
2022 - Spandex (20D Bright Dry Spun China) US$/kg
2021 - Spandex (20D Bright Dry Spun China) US$/kg
2020 - Spandex (20D Bright Dry Spun China) US$/kg

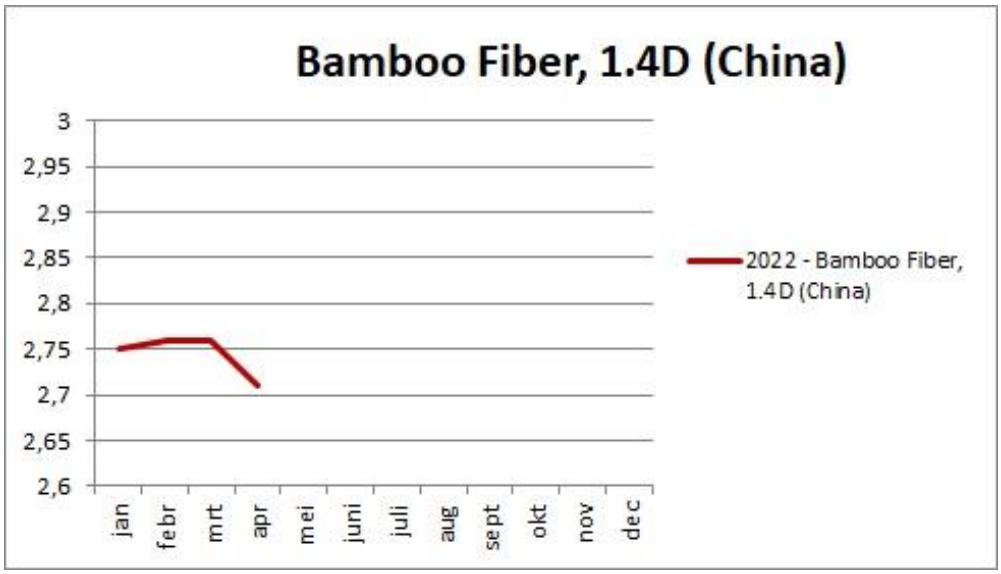
Bamboo Fiber, 1.4D (China)
3
2,95
2,9
2,85
2,8
2,75
2,7
2,65
2,6
jan
febr
mrt
apr
mei
juni
juli
aug
sept
okt
nov
dec
2022 - Bamboo Fiber, 1.4D (China)